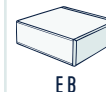


WORKSTATIONS
Stretch-Out Electric Height Adjustable


Range: 25" -51"



EDGEBAND



Rectangle



Size a x b	Basic Model	
23x46	WNS2.R.2346	1,555
23x58	WNS2.R.2358	1,590
23x70	WNS2.R.2370	1,624
29x46	WNS2.R.2946	1,590
29x58	WNS2.R.2958	1,632
29x70	WNS2.R.2970	1,670

MODEL NUMBER
Basic Model + Edge

Example:

WNS2.R.2970.EB

Basic Model

Edge

TOP SURFACE FINISH**
Groups 1 & 2 Laminate
 Standard

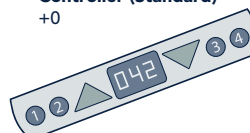
Other Laminate or Material
 Please call for a quote

****Please visit www.surfaceworks.us to view the most current top surface finish options.**
EDGE FINISH

 Please visit www.surfaceworks.us to view the most current edge finish options.

LEG FINISH

431 Metallic Silver

FEATURES
4-Step Programmable Controller (Standard)
 +0

SHIPPING & HANDLING

Free Shipping within the continental United States for all orders totaling \$3,500 list & above. For orders less than \$3,500 list, add \$250 net, or see dealer agreement.

Please refer to the resources page of the website for other shipping destinations and further guidelines.

*Stretch-Out Workstation top dimensions are undersized to provide a 1" gap to adjacent furniture. This eliminates any pinch points between a height-adjustable workspace and a fixed object.