



SURFACWORKS

IZZY+ PRODUCT GROUP

SPECIFICATION & PRICING GUIDE

JUNE 2021

**EFFECTIVE FEB 1, 2022:
add 10% to all list prices**

**EFFECTIVE OCT 3, 2022:
add 10% surcharge to all orders**

TABLE OF CONTENTS

EFFECTIVE FEB 1, 2022:
add 10% to all list prices

EFFECTIVE OCT 3, 2022:
add 10% surcharge to all orders

Clara Table	2	Dewey Table Options & Accessories	57
Specifications	3	Specifications	58
Pricing	5	Pricing	61
Clara Options & Accessories	11	Dewey Table Power	64
Specifications & Pricing	11	Overview	65
Penny Personal Table	13	Specifications & Pricing	66
Specifications	14	Dewey Lectern & Buddy	79
Pricing	15	Specifications	80
Nemo Bar	16	Pricing	83
Specifications	17	Dewey Helpdesk	84
Pricing	20	Specifications	85
Nemo Trellis	21	Pricing	89
Specifications	22	Dewey Technology Cart	97
Pricing	25	Specifications	98
Dewey Collection	31	Pricing	100
Overview	32	Dewey Connection Cart	102
Statement of Line	33	Specifications	103
Dewey Training Table	34	Pricing	105
Specifications	35	Dewey Media Cabinet	107
Pricing	40	Specifications	108
Dewey 6-Top Collaborative Table	47	Pricing	110
Specifications	48	Dewey Bookshelf	111
Pricing	52	Specifications	112
Dewey X-Base Companion Table	53	Pricing	113
Specifications	54	Document Updates	114
Pricing	56		

CLARA TABLE

EFFECTIVE FEB 1, 2022:
add 10% to all list prices

EFFECTIVE OCT 3, 2022:
add 10% surcharge to all orders



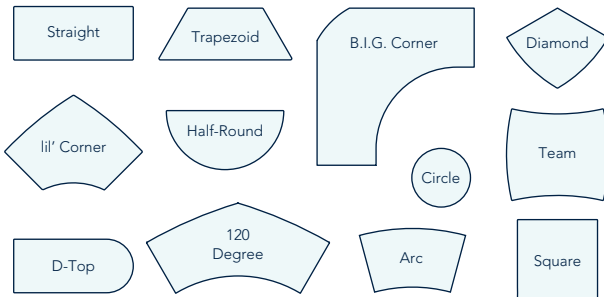
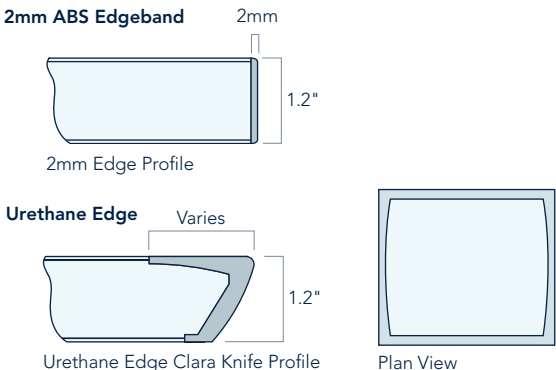
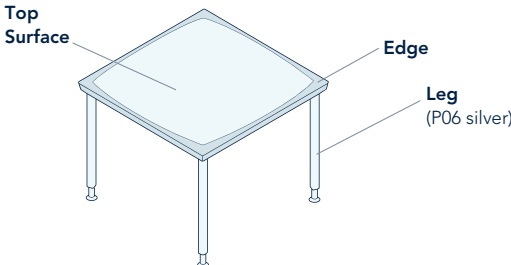
CLARA TABLE

Specifications

STANDARDS, TOP CONSTRUCTION, SHAPES, EDGE OPTIONS, FINISH SELECTION

EFFECTIVE FEB 1, 2022:
add 10% to all list prices

EFFECTIVE OCT 3, 2022:
add 10% surcharge to all orders

Standards	Meets or exceeds applicable ANSI/BIFMA durability and safety standards and is SCS Indoor Advantage Gold certified.																								
Top Construction	Clara Table Tops are 1.2" overall thickness, constructed with high-pressure laminate, 1.125" particle board core, edged and backed with moisture-resistant coverings to form a completely sealed outside surface. 60" L and above tables have steel support channel to promote level worksurface. Grain direction runs length of table top.																								
Table Shapes	Clara Table Shapes consist of a wide variety of unique shapes in sizes that work together to provide for creative configurations in any application. <div></div>																								
Edge Options	2mm ABS edgeband: (PVC-free) available on all Clara tables Urethane Edge: Clara knife profile urethane edge available on all Clara tables except for D-shape. Inset dimension varies. <div></div>																								
Finish Selection	Clara table finish selection: There are two Clara Table components (top surface and edge) that require finish selections (Clara legs are available in P06 silver only). See izzy+ color card to view color choices for each component. Accessories and power option finishes are selected separately. <div></div> <table><tr><th>Clara Table Finish Selection</th><th>Laminate</th><th>Marker-Board</th><th>Urethane</th><th>Edgeband</th><th>Metal</th></tr><tr><td>Top</td><td>●</td><td>●</td><td></td><td></td><td></td></tr><tr><td>Edge</td><td></td><td></td><td>●</td><td>●</td><td></td></tr><tr><td>Leg</td><td></td><td></td><td></td><td></td><td>● (P06 silver)</td></tr></table>	Clara Table Finish Selection	Laminate	Marker-Board	Urethane	Edgeband	Metal	Top	●	●				Edge			●	●		Leg					● (P06 silver)
Clara Table Finish Selection	Laminate	Marker-Board	Urethane	Edgeband	Metal																				
Top	●	●																							
Edge			●	●																					
Leg					● (P06 silver)																				

CLARA TABLE

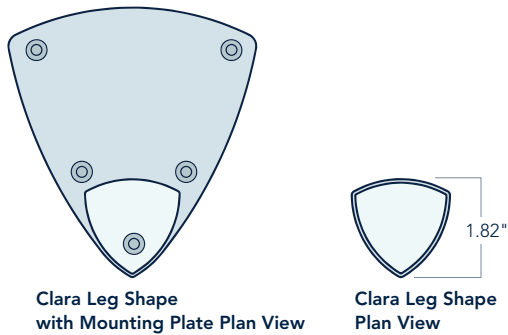
Specifications

LEG, GLIDES & CASTERS, SHIPPING

EFFECTIVE FEB 1, 2022:
add 10% to all list prices

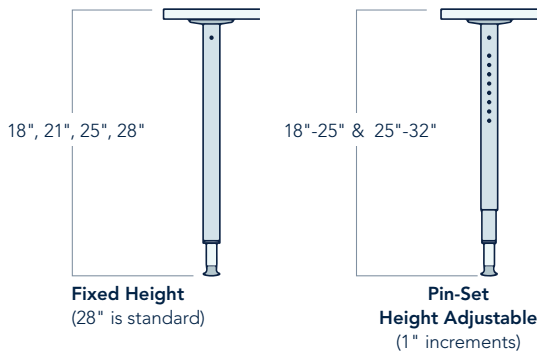
EFFECTIVE OCT 3, 2022:
add 10% surcharge to all orders

Leg Specifications



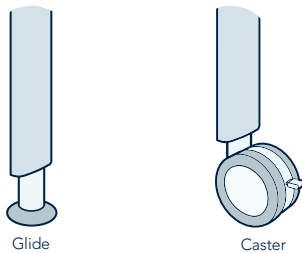
Clara Legs are extruded aluminum with cast aluminum mounting plates.

Leg Options & Table Heights



Clara Leg Height Options: Clara Legs are available in fixed height and pin-set height adjustable options.

Glides and Casters



Glides: provide 1" adjustment range for leveling and additional table height (standard).

Casters: dual wheel; locking; not available on pin-set height-adjustable legs (priced per table).

Shipping & Assembly

Tables are shipped knocked down. Legs are shipped assembled. Table tops are pre-drilled for easy assembly to legs.

Specifying lower height table legs reduces overall height by up to two pounds per table.

CLARA TABLE

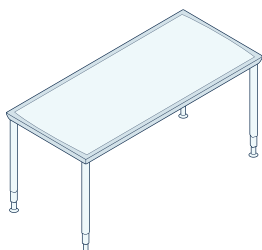
Pricing

STRAIGHT (RECTANGLE)

EFFECTIVE FEB 1, 2022:
add 10% to all list prices

EFFECTIVE OCT 3, 2022:
add 10% surcharge to all orders

Straight (Rectangle)



DEPTH	WIDTH	LEG QTY	STD WEIGHT	MODEL NUMBER	LIST PRICE*		LDW MARKER-BOARD
					2MM EDGE	URETHANE EDGE	
24"	34"	4	32 lb	CLATBLSTRT2434	\$590	n/a	+ \$182
24"	36"	4	33 lb	CLATBLSTRT2436	\$649	\$779	+ \$182
24"	48"	4	42 lb	CLATBLSTRT2448	\$718	\$848	+ \$182
24"	54"	4	46 lb	CLATBLSTRT2454	\$752	n/a	+ \$182
24"	60"	4	50 lb	CLATBLSTRT2460	\$794	\$924	+ \$220
24"	72"	4	59 lb	CLATBLSTRT2472	\$916	\$1,046	+ \$220
27"	34"	4	35 lb	CLATBLSTRT2734	\$630	\$760	+ \$182
27"	36"	4	36 lb	CLATBLSTRT2736	\$690	\$820	+ \$182
27"	48"	4	46 lb	CLATBLSTRT2748	\$759	\$889	+ \$182
27"	54"	4	51 lb	CLATBLSTRT2754	\$793	\$923	+ \$182
27"	60"	4	55 lb	CLATBLSTRT2760	\$835	\$965	+ \$220
27"	72"	4	65 lb	CLATBLSTRT2772	\$957	\$1,087	+ \$220
30"	34"	4	38 lb	CLATBLSTRT3034	\$671	n/a	+ \$182
30"	36"	4	40 lb	CLATBLSTRT3036	\$731	n/a	+ \$182
30"	48"	4	50 lb	CLATBLSTRT3048	\$800	n/a	+ \$182
30"	54"	4	55 lb	CLATBLSTRT3054	\$834	n/a	+ \$182
30"	60"	4	61 lb	CLATBLSTRT3060	\$872	\$1,002	+ \$220
30"	72"	4	71 lb	CLATBLSTRT3072	\$998	\$1,128	+ \$220

*List prices reflect standard 28" fixed height legs (option code 03). For alternate height options, including adjustable height, see chart below.

1. Model Number Structure

example:

1. BASIC MODEL#	2. TOP FINISH	3. EDGE TYPE	4. EDGE FINISH	5. LEG HEIGHT
CLATBLSTRT2760	LZ7	U	U02	03
	6. LEG FINISH	7. TABLE OPTIONS	8. POWER MODULE	
	P06	CS, GM	FUP	

2. Top Finish

Standard Laminate

Izzy+ standard laminate
SurfaceWorks group 1 laminate
See [izzy+ color card](#) for color selection

LDW Markerboard

See upcharge column above. note: edge color will default to black

Non-Standard Laminate

Call for a quote; extended lead times may apply

3. Edge Type

M 2mm ABS Edgeband
U Solid Urethane

4. Edge Finish

see [izzy+ color card](#) for color selection

5. Leg Height Options

03 28" fixed (std) + \$0
01 18" fixed + \$50
04 21" fixed + \$50
05 25" fixed + \$50
02 25" - 32" pin-set height adj + \$176
06 18" - 25" pin-set height adj + \$176

6. Leg Finish

P06 silver

7. Table Options

GL glides (std) + \$0
CS casters (opt) + \$89
(casters not available on height adjustable legs)
GM grommets (pair) + \$59
(grommets available on straights >36")

8. Power Option

FUP Mho® flip-up + \$524
(power available on straights >36")

9. Table Accessories

Flat ganging brackets
Flexible ganging brackets
Wire management clips
Horizontal wire management trough
Dot™ surface mounted power module

See Clara Options & Accessories pages for details, placement, model numbers & pricing

CLARA TABLE

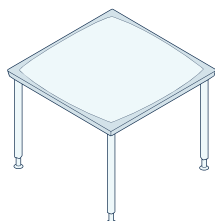
Pricing

SQUARE, CIRCLE

EFFECTIVE FEB 1, 2022:
add 10% to all list prices

EFFECTIVE OCT 3, 2022:
add 10% surcharge to all orders

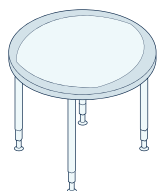
Square



DEPTH	WIDTH	LEG QTY	STD WEIGHT	MODEL NUMBER	LIST PRICE*		LDW MARKER-BOARD
					2MM EDGE	URETHANE EDGE	
36"	36"	4	46 lb	CLATBLSQ3636	\$859	\$989	+ \$182
42"	42"	4	60 lb	CLATBLSQ4242	\$955	\$1,085	+ \$220

*List prices reflect standard 28" fixed height legs (option code 03). For alternate height options, including adjustable height, see chart below.

Circle



DIAMETER	LEG QTY	STD WEIGHT	MODEL NUMBER	LIST PRICE*		LDW MARKER-BOARD
				2MM EDGE	URETHANE EDGE	
27"	3	27 lb	CLATBLCRCL2727	\$568	\$698	+ \$182
36"	4	36 lb	CLATBLCRCL3636	\$749	\$879	+ \$182
42"	4	47 lb	CLATBLCRCL4242	\$954	\$1,084	+ \$220
48"	4	59 lb	CLATBLCRCL4848	\$1,059	\$1,189	+ \$220

*list prices reflect standard 28" fixed height legs (option code 03). for alternate height options, including adjustable height, see chart below.

1. Model Number Structure

example:

1. BASIC MODEL#	2. TOP FINISH	3. EDGE TYPE	4. EDGE FINISH	5. LEG HEIGHT
CLATBLSQ3636	LVK	M	E47	05
	6. LEG FINISH	7. TABLE OPTIONS	8. POWER MODULE	
	P06	CS	-	

2. Top Finish

Standard Laminate

Izzy+ standard laminate
SurfaceWorks group 1 laminate
See [izzy+ color card](#) for color selection

LDW Markerboard

See upcharge column above. note: edge color will default to black

Non-Standard Laminate

Call for a quote; extended lead times may apply

3. Edge Type

M 2mm ABS Edgeband
U Solid Urethane

4. Edge Finish

see [izzy+ color card](#) for color selection

5. Leg Height Options

03 28" fixed (std) + \$0
01 18" fixed + \$50
04 21" fixed + \$50
05 25" fixed + \$50
02 25" - 32" pin-set height adj + \$176
06 18" - 25" pin-set height adj + \$176

6. Leg Finish

P06 silver

7. Table Options

GL glides (std) + \$0
CS casters (opt) + \$89
(casters not available on height adjustable legs)

8. Power Option

(not available with square & circle)

9. Table Accessories

Flat ganging brackets
Flexible ganging brackets
Wire management clips
Horizontal wire management trough
Dot™ surface mounted power module

See Clara Options & Accessories pages for details, placement, model numbers & pricing

CLARA TABLE

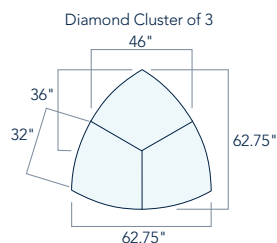
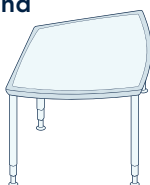
Pricing

DIAMOND, TEAM

EFFECTIVE FEB 1, 2022:
add 10% to all list prices

EFFECTIVE OCT 3, 2022:
add 10% surcharge to all orders

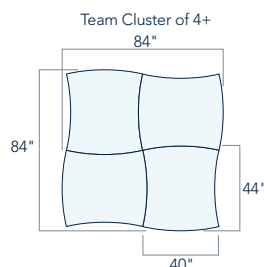
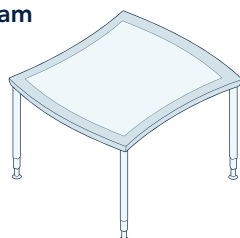
Diamond



DEPTH	WIDTH	O/A WIDTH	LEG QTY	STD WEIGHT	MODEL #	LIST PRICE*		
						2MM EDGE	URETHANE EDGE	LDW MARKER-BOARD
36"	32"	46"	4	44 lb	CLATBLDMND2727	\$714	\$844	+ \$220

*List prices reflect standard 28" fixed height legs (option code 03). For alternate height options, including adjustable height, see chart below.

Team



DEPTH	WIDTH	LEG QTY	STD WEIGHT	MODEL NUMBER	LIST PRICE*		
					2MM EDGE	URETHANE EDGE	LDW MARKER-BOARD
40"	44"	4	77 lb	CLATBLTEAM4044	\$1,069	\$1,199	+ \$220

*List prices reflect standard 28" fixed height legs (option code 03). For alternate height options, including adjustable height, see chart below.

1. Model Number Structure

example:

1. BASIC MODEL#	2. TOP FINISH	3. EDGE TYPE	4. EDGE FINISH	5. LEG HEIGHT
CLATBLSTRT2760	LZ9	M	E31	05
6. LEG FINISH	7. TABLE OPTIONS	8. POWER MODULE		
P06	CS	-		

2. Top Finish

Standard Laminate

Izzy+ standard laminate

SurfaceWorks group 1 laminate

See [izzy+ color card](#) for color selection

LDW Markerboard

See upcharge column above. note: edge color will default to black

Non-Standard Laminate

Call for a quote; extended lead times may apply

3. Edge Type

M 2mm ABS Edgeband

U Solid Urethane

4. Edge Finish

see [izzy+ color card](#) for color selection

5. Leg Height Options

03 28" fixed (std)

01 18" fixed

04 21" fixed

05 25" fixed

02 25" - 32" pin-set height adj

06 18" - 25" pin-set height adj

6. Leg Finish

P06 silver

7. Table Options

GL glides (std)

+ \$0

CS casters (opt)

+ \$89

(casters not available on height adjustable legs)

8. Power Option

(power not available with diamond or team shapes)

9. Table Accessories

Flat ganging brackets

Flexible ganging brackets

Wire management clips

Horizontal wire management trough

Dot™ surface mounted power module

See Clara Options & Accessories pages for details, placement, model numbers & pricing

CLARA TABLE

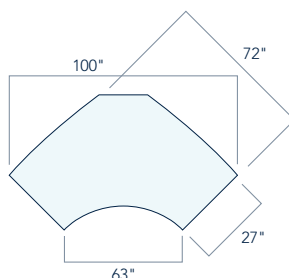
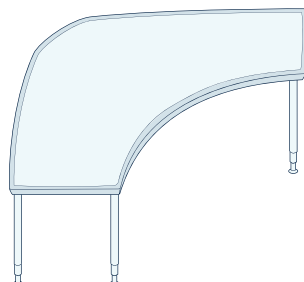
Pricing

B.I.G. CORNER, LIL' CORNER

EFFECTIVE FEB 1, 2022:
add 10% to all list prices

EFFECTIVE OCT 3, 2022:
add 10% surcharge to all orders

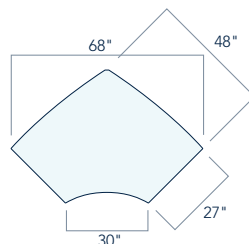
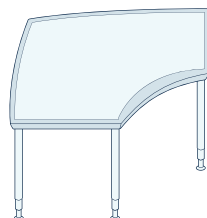
B.I.G. Corner



DEPTH	WIDTH	O/A WIDTH	LEG QTY	STD WEIGHT	MODEL NUMBER	LIST PRICE*		LDW MARKER-BOARD
						2MM EDGE	URETHANE EDGE	
27"	72"	100"	6	125 lb	CLATBLCRNR27100	\$2,057	\$2,187	+ \$302

*List prices reflect standard 28" fixed height legs (option code 03). For alternate height options, including adjustable height, see chart below.

lil' Corner



DEPTH	WIDTH	O/A WIDTH	LEG QTY	STD WEIGHT	MODEL #	LIST PRICE*		LDW MARKER-BOARD
						2MM EDGE	URETHANE EDGE	
27"	48"	68"	5	90 lb	CLATBLCRNR2768	\$1,288	\$1,418	+ \$220

*List prices reflect standard 28" fixed height legs (option code 03). For alternate height options, including adjustable height, see chart below.

1. Model Number Structure

example:

1. BASIC MODEL#	2. TOP FINISH	3. EDGE TYPE	4. EDGE FINISH	5. LEG HEIGHT
CLATBLCRNR27100	LSV	U	U02	06
6. LEG FINISH	7. TABLE OPTIONS	8. POWER MODULE		
P06	GM	FUP		

2. Top Finish

Standard Laminate

Izzy+ standard laminate

SurfaceWorks group 1 laminate

See [izzy+ color card](#) for color selection

LDW Markerboard

See upcharge column above. note: edge color will default to black

Non-Standard Laminate

Call for a quote; extended lead times may apply

3. Edge Type

M 2mm ABS Edgeband
U Solid Urethane

4. Edge Finish

see [izzy+ color card](#) for color selection

5. Leg Height Options

03 28" fixed (std) + \$0
01 18" fixed + \$50
04 21" fixed + \$50
05 25" fixed + \$50
02 25" - 32" pin-set height adj + \$176
06 18" - 25" pin-set height adj + \$176

6. Leg Finish

P06 silver

7. Table Options

GL glides (std) + \$0
CS casters (opt) + \$89
(casters not available on height adjustable legs)
GM grommets (pair) + \$59

8. Power Option

FUP Mho® flip-up + \$524

9. Table Accessories

Flat ganging brackets
Flexible ganging brackets
Wire management clips
Horizontal wire management trough
Dot™ surface mounted power module

See Clara Options & Accessories pages for details, placement, model numbers & pricing

CLARA TABLE

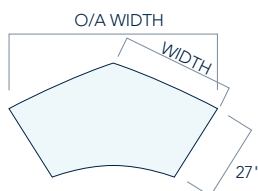
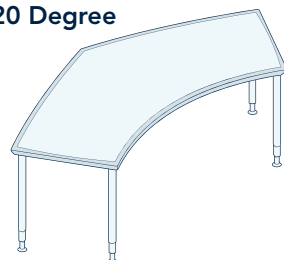
Pricing

120 DEGREE, ARC

EFFECTIVE FEB 1, 2022:
add 10% to all list prices

EFFECTIVE OCT 3, 2022:
add 10% surcharge to all orders

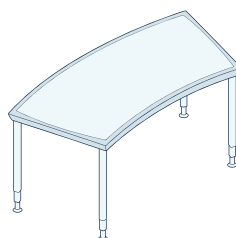
120 Degree



DEPTH	WIDTH	O/A WIDTH	LEG QTY	STD WEIGHT	MODEL #	LIST PRICE*		
						2MM EDGE	URETHANE EDGE	LDW MARKER-BOARD
27"	35"	62"	5	90 lb	CLATBL120D2736	\$1,139	\$1,269	+ \$220
27"	45"	83"	5	125 lb	CLATBL120D2748	\$1,332	\$1,462	+ \$220

*List prices reflect standard 28" fixed height legs (option code 03). For alternate height options, including adjustable height, see chart below.

Arc



DEPTH	WIDTH	LEG QTY	STD WEIGHT	MODEL NUMBER	LIST PRICE*		
					2MM EDGE	URETHANE EDGE	LDW MARKER-BOARD
27"	48"	4	53 lb	CLATBLARC2748	\$817	\$947	+ \$182
27"	60"	4	69 lb	CLATBLARC2760	\$900	\$1,030	+ \$220

*List prices reflect standard 28" fixed height legs (option code 03). For alternate height options, including adjustable height, see chart below.

1. Model Number Structure

example:

1. BASIC MODEL#	2. TOP FINISH	3. EDGE TYPE	4. EDGE FINISH	5. LEG HEIGHT
CLATBLSTRT2760	LNT	M	E33	04
	6. LEG FINISH	7. TABLE OPTIONS	8. POWER MODULE	
	P06	GL	-	

2. Top Finish

Standard Laminate

Izzy+ standard laminate
SurfaceWorks group 1 laminate
See [izzy+ color card](#) for color selection

LDW Markerboard

See upcharge column above. note: edge color will default to black

Non-Standard Laminate

Call for a quote; extended lead times may apply

3. Edge Type

M 2mm ABS Edgeband
U Solid Urethane

4. Edge Finish

see [izzy+ color card](#) for color selection

5. Leg Height Options

03 28" fixed (std) + \$0
01 18" fixed + \$50
04 21" fixed + \$50
05 25" fixed + \$50
02 25" - 32" pin-set height adj + \$176
06 18" - 25" pin-set height adj + \$176

6. Leg Finish

P06 silver

7. Table Options

GL glides (std) + \$0
CS casters (opt) + \$89
(casters not available on height adjustable legs)
GM grommets (pair) + \$59

8. Power Option

FUP Mho® flip-up + \$524

9. Table Accessories

Flat ganging brackets
Flexible ganging brackets
Wire management clips
Horizontal wire management trough
Dot™ surface mounted power module

See Clara Options & Accessories pages for details, placement, model numbers & pricing

CLARA TABLE

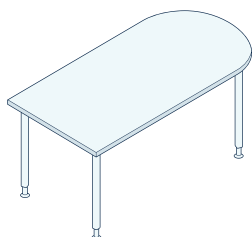
Pricing

D-TOP, TRAPEZOID, HALF-ROUND

EFFECTIVE FEB 1, 2022:
add 10% to all list prices

EFFECTIVE OCT 3, 2022:
add 10% surcharge to all orders

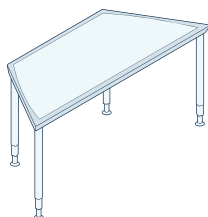
D-Top



DEPTH	WIDTH	LEG QUANTITY	STD WEIGHT	MODEL NUMBER	LIST PRICE*		LDW MARKER-BOARD
					2MM EDGE	URETHANE EDGE	
30"	60"	4	61 lb	CLATBLDTP03060	\$1,010	n/a	+ \$220
30"	72"	4	72 lb	CLATBLDTP03072	\$1,139	n/a	+ \$220

*List prices reflect standard 28" fixed height legs (option code 03). For alternate height options, including adjustable height, see chart below.

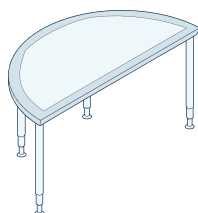
Trapezoid



DIAGONAL DEPTH	WIDTH	LEG QUANTITY	STD WEIGHT	MODEL NUMBER	LIST PRICE*		LDW MARKER-BOARD
					2MM EDGE	URETHANE EDGE	
24"	48"	4	29 lb	CLATBLTRAP2448	\$888	n/a	+ \$182
27"	60"	4	39 lb	CLATBLTRAP2760	\$1,105	\$1,235	+ \$220

*List prices reflect standard 28" fixed height legs (option code 03). For alternate height options, including adjustable height, see chart below.

Half-Round



DEPTH	WIDTH	LEG QUANTITY	STD WEIGHT	MODEL NUMBER	LIST PRICE*		LDW MARKER-BOARD
					2MM EDGE	URETHANE EDGE	
24"	48"	4	34 lb	CLATBLHFRD2448	\$827	n/a	+ \$182
27"	53"	4	53 lb	CLATBLHFRD2753	\$863	\$993	+ \$182

*List prices reflect standard 28" fixed height legs (option code 03). For alternate height options, including adjustable height, see chart below.

1. Model Number Structure

example:

1. BASIC MODEL#	2. TOP FINISH	3. EDGE TYPE	4. EDGE FINISH	5. LEG HEIGHT
CLATBLHFRD	LDM	U	U25	06
	6. LEG FINISH	7. TABLE OPTIONS	8. POWER MODULE	
	P06	GL, GM	FUP	

2. Top Finish

Standard Laminate

Izzy+ standard laminate
SurfaceWorks group 1 laminate
See [izzy+ color card](#) for color selection

LDW Markerboard

See upcharge column above. note: edge color will default to black

Non-Standard Laminate

Call for a quote; extended lead times may apply

3. Edge Type

M 2mm ABS Edgeband
U Solid Urethane

4. Edge Finish

see [izzy+ color card](#) for color selection

5. Leg Height Options

03 28" fixed (std) + \$0
01 18" fixed + \$50
04 21" fixed + \$50
05 25" fixed + \$50
02 25" - 32" pin-set height adj + \$176
06 18" - 25" pin-set height adj + \$176

6. Leg Finish

P06 silver

7. Table Options

GL glides (std) + \$0
CS casters (opt) + \$89
(casters not available on height adjustable legs)
GM grommets (pair) + \$59

8. Power Option

FUP Mho® flip-up + \$524

9. Table Accessories

Flat ganging brackets
Flexible ganging brackets
Wire management clips
Horizontal wire management trough
Dot™ surface mounted power module

See Clara Options & Accessories pages for details, placement, model numbers & pricing

CLARA OPTIONS & ACCESSORIES

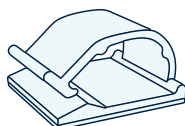
Specifications & Pricing

WIRE MANAGEMENT, GANGING BRACKETS

EFFECTIVE FEB 1, 2022:
add 10% to all list prices

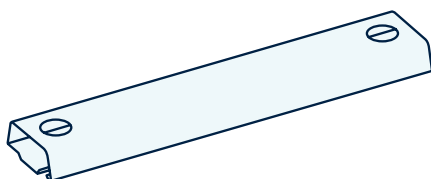
EFFECTIVE OCT 3, 2022:
add 10% surcharge to all orders

Wire Management Clips



PRODUCT DESCRIPTION	MODEL NUMBER	LIST PRICE
Wire Management Clips: Durable plastic clips manage power module cables underneath the worksurface. Clips backed with adhesive tape (5 per package, black only).	PWRWMCLIP	\$12

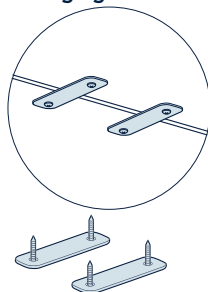
Horizontal Wire Management Trough



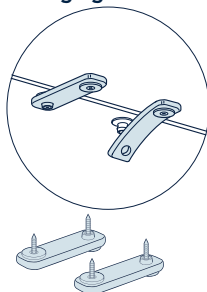
PRODUCT DESCRIPTION	TABLE DIMENSION	MODEL NUMBER	LIST PRICE
Horizontal Wire Management Trough: Extruded plastic trough carries power and data underneath worksurface. Ships in two sections to accommodate grommets and integrated power. The inside cross-sectional dimensions are 2.35"W by 1"D. Trough is fastened with adhesive tape, and allows screws to be inserted every 12" for additional hold. Available for all rectangular table widths.	34"-36"	RLNWMT36 kit = one 14" trough	\$40
	48"-60"	RLNWMT60 kit = two 14" troughs	\$80
	72"	RLNWMT72 kit = two 26" troughs	\$80

Ganging Brackets

Flat Ganging Brackets

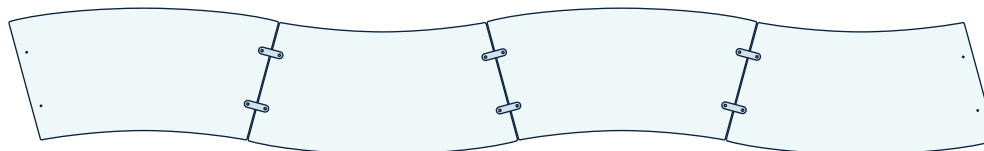


Flexible Ganging Brackets



PRODUCT DESCRIPTION	PACKAGE QTY	MODEL NUMBER	LIST PRICE
Flat ganging brackets attach to underside of connecting tables that are stationary; tools required to detach. Predrilled pilot holes are located where tables with a common depth dimension can gang together. Black only.	2 brackets	PWRFLATG	\$54 (for 2)
Flexible ganging brackets attach to underside of connecting tables that may move around; No tools required to detach. Predrilled pilot holes are located where tables with a common depth dimension can gang together. Black only.	2 brackets	PWRFLEXG	\$54 (for 2)

All Clara tables (except circle) are predrilled for ganging. Two ganging brackets (flat or flexible) are required for each connection.



CLARA OPTIONS & ACCESSORIES

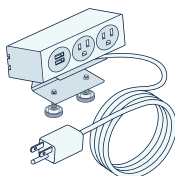
Specifications & Pricing

POWER MODULES, GROMMETS

EFFECTIVE FEB 1, 2022:
add 10% to all list prices

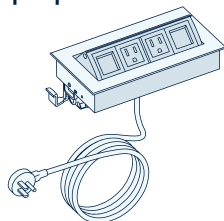
EFFECTIVE OCT 3, 2022:
add 10% surcharge to all orders

Dot® Surface-Mounted Power Module



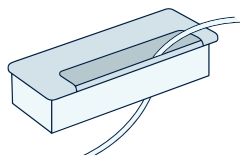
PRODUCT DESCRIPTION	COLOR	MODEL NUMBER	LIST PRICE
Surface Mounted Power Module (Dot®): Bezel dimensions: 5.375"L x 2.375"W, 2 receptacles, 1 dual USB-charging (2 amp). Silver anodized aluminum bezel. Available with white or black simplexes and end caps, and a standard 15amp, 72"L cord.	white end caps & simplexes	SMPWRW	\$501
	black end caps & simplexes	SMPWRB	\$501

Mho® Flip-Up Power Module



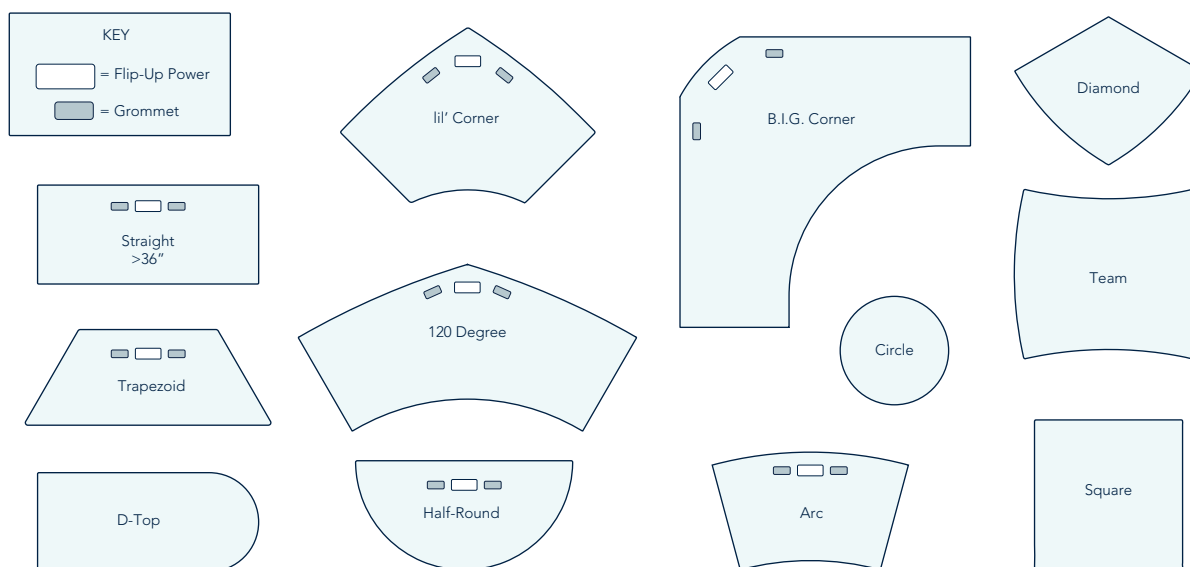
PRODUCT DESCRIPTION	OPTION CODE	LIST PRICE
Flip-Up Power Module (Mho®): Bezel dimensions: 8-5/16"L x 4-7/16"W, 2 receptacles, 2 open; grey powdercoat bezel. Standard 15amp, 72"L cord. Cut out required. Flip-Up power not available on the following shapes: Team, Diamond, Circle, D-Top, and Square.	FUP	\$524
See chart below for placement.		

Grommets



PRODUCT DESCRIPTION	OPTION CODE	LIST PRICE
Rectangular Grommets: available as an option on tables longer than 36". Two black grommets (3.75" x 1.75") are installed as per drawings below. Not available with Straight tables measuring 36" or less, Team, Diamond, Circle, D-Top, or Square tables.	GM	\$59 (pair)
See chart below for placement.		

Flip-Up Power & Grommet Placement Chart



PENNY PERSONAL TABLE

EFFECTIVE FEB 1, 2022:
add 10% to all list prices
EFFECTIVE OCT 3, 2022:
add 10% surcharge to all orders



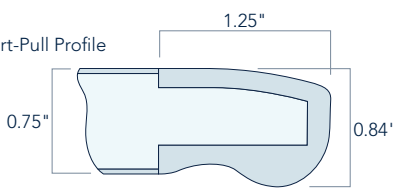
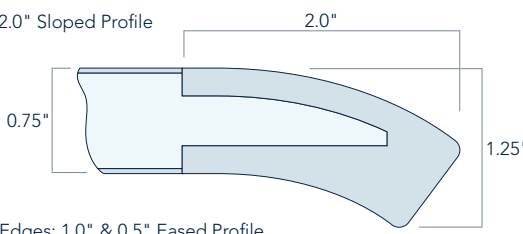
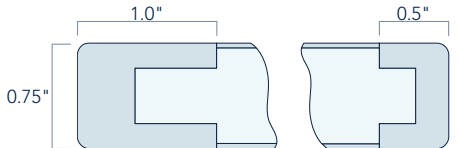
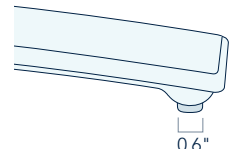
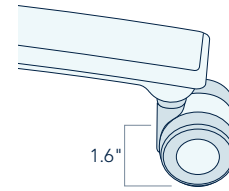
PENNY PERSONAL TABLE

Specifications

STANDARDS, TOP & BASE CONSTRUCTION, EDGE, GLIDES & CASTERS, SHIPPING

EFFECTIVE FEB 1, 2022:
add 10% to all list prices

EFFECTIVE OCT 3, 2022:
add 10% surcharge to all orders

Standards	Penny Table meets or exceeds applicable ANSI/ BIFMA durability and safety standards and is SCS Indoor Advantage Gold certified.
Top Construction	Penny Tops are 0.75" overall thickness, constructed with high-pressure laminate, particle board core, edged and backed with moisture-resistant coverings to form a completely sealed outside surface.
Base Construction	Penny Base consists of aluminum footer and vertical column. Model with height adjustable column available.
Top Edge Oval Top: 1.25" Comfort-Pull Profile  Rectangle Top: Front Edge: 2.0" Sloped Profile  Back & Side Edges: 1.0" & 0.5" Eased Profile 	Solid Urethane Edges are standard with all Penny tops. Oval Top has a 1.25" comfort-pull profile around all sides. Rectangle Top has a 2" sloped profile on the front edge, and 1.0" and 0.5" eased profile on back and side edges, respectively.
Glides & Casters <div style="display: flex; justify-content: space-around;"> <div style="text-align: center;"> Glide  0.6" </div> <div style="text-align: center;"> Caster  1.6" </div> </div>	Glides & Casters: 0.6" dia x 0.25"h clear vinyl glides are standard. Optional 1.6" dia casters add approximately 1.75" to overall height.
Shipping	Penny Table ships assembled and individually cartoned.

PENNY PERSONAL TABLE

Pricing

FIXED & ADJUSTABLE HEIGHT

EFFECTIVE FEB 1, 2022:
add 10% to all list prices


EFFECTIVE OCT 3, 2022:
add 10% surcharge to all orders

Fixed Height Rectangle



DEPTH	WIDTH	HEIGHT	BASIC MODEL	LIST PRICE
15"	20"	26"	T69F12FH	\$750

Adjustable Height Rectangle



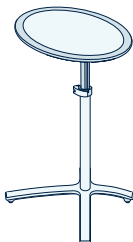
DEPTH	WIDTH	HEIGHT	BASIC MODEL	LIST PRICE
15"	20"	26"-36"	T69F12HA	\$809

Fixed Height Oval



DEPTH	WIDTH	HEIGHT	BASIC MODEL	LIST PRICE
15"	20"	26"	T69F14FH	\$750

Adjustable Height Oval



DEPTH	WIDTH	HEIGHT	BASIC MODEL	LIST PRICE
15"	20"	26"-36"	T69F14HA	\$809

1. Model Number Structure

Example:

1. BASIC MODEL#	2. TOP FINISH	3. EDGE FINISH	4. BASE FINISH	5. TABLE OPTIONS
T69F12FH	LB4	U24	P06	CS

2. Top Finish

Standard Laminate

Izzy+ standard laminate
 SurfaceWorks group 1 laminate
 see [izzy+ color card](#) for color selection

Non-Standard Laminate: call customer service for a quote; extended lead times may apply.

3. Edge Finish

Solid Urethane

see [izzy+ color card](#) for color selection

4. Base Finish

P06 Silver
 P07 White
 P11 Alloy

5. Table Options

GL glides (std)
 CS casters (opt)
 (casters add 1.75" to overall height)

\$0
 \$89

NEMO BAR

EFFECTIVE FEB 1, 2022:
add 10% to all list prices

EFFECTIVE OCT 3, 2022:
add 10% surcharge to all orders




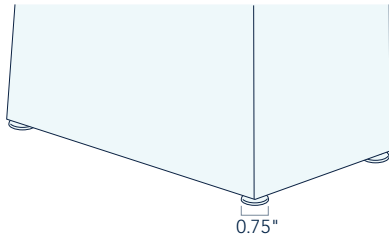
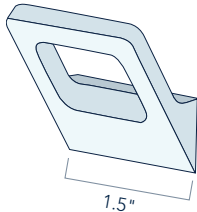
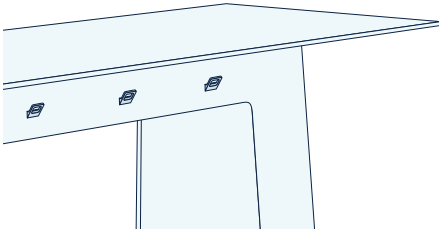
NEMO BAR

Specifications

STANDARDS, TOPS, BASES, EDGES, GLIDES, COAT HOOKS

EFFECTIVE FEB 1, 2022:
add 10% to all list prices

EFFECTIVE OCT 3, 2022:
add 10% surcharge to all orders

Standards	<p>Nemo Bar meets or exceeds applicable ANSI/BIFMA durability and safety standards and is SCS Indoor Advantage Gold certified.</p>												
Top Construction	<p>Nemo Bar Tops are 1.2" overall thickness, constructed with high-pressure laminate, particle board core, edged and backed with moisture-resistant coverings to form a completely sealed outside surface.</p>												
Base Construction	<p>Nemo Bar Base is constructed with 14 gauge HRPO steel with powdercoat finish.</p>												
Top Edge	<div><div><p>2mm Edgeband Knife Profile</p></div><div><p>2mm</p><p>1.2"</p></div></div> <p>2mm ABS Edgeband (PVC-free) in knife profile is standard with all Nemo Bar Tops. Undercut is painted black.</p>												
Glides	<div><p>0.75"</p></div> <p>Glides: 0.75" dia leveling glides for uneven floors. Casters are not available with Nemo Bar; this baby is too big to move around all the time.</p>												
Coat Hooks	<div><div><p>1.5"</p></div><div></div></div> <p>Nemo Bar comes standard with 1.5" coat hooks; 3 per side on the 96" length, and 4 per side on the 120" and 144" lengths.</p> <table><tr><th colspan="4">Nemo Bar Coat Hooks</th></tr><tr><td>bar length:</td><td>96"</td><td>120"</td><td>144"</td></tr><tr><td>hook quantity:</td><td>3 per side, 6 total</td><td>4 per side, 8 total</td><td>4 per side, 8 total</td></tr></table>	Nemo Bar Coat Hooks				bar length:	96"	120"	144"	hook quantity:	3 per side, 6 total	4 per side, 8 total	4 per side, 8 total
Nemo Bar Coat Hooks													
bar length:	96"	120"	144"										
hook quantity:	3 per side, 6 total	4 per side, 8 total	4 per side, 8 total										

NEMO BAR

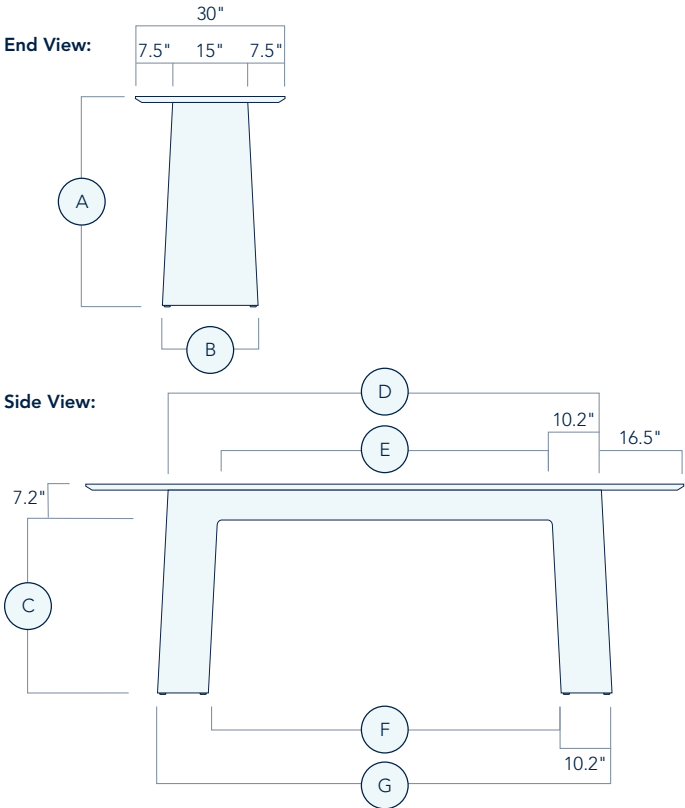
Specifications

DIMENSIONS, SEATING, POWER OPTIONS

EFFECTIVE FEB 1, 2022:
add 10% to all list prices

EFFECTIVE OCT 3, 2022:
add 10% surcharge to all orders

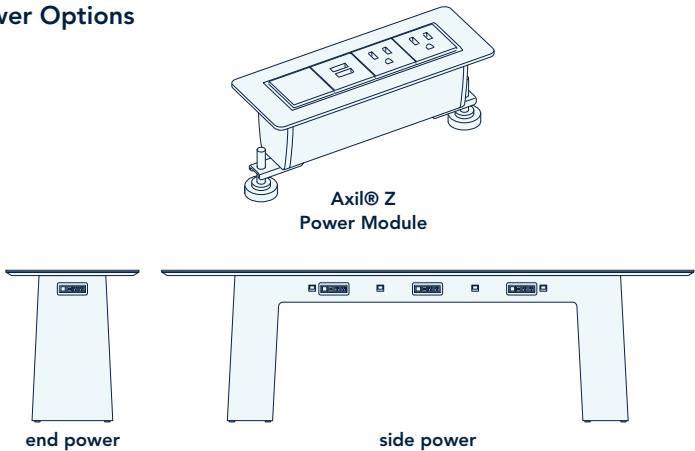
Dimensions, Seating & Leg Clearance



Nemo Bar is 30" wide and available in 8', 10' and 12' lengths to seat 6, 8, and 10 people. Counter and standing heights available.

Nemo Bar Dimensions						
Height:	Counter Height			Standing Height		
A	34.2"			42.2"		
B	18.2"			19.2"		
C	27"			35"		
Length:	96"	120"	144"	96"	120"	144"
D	63"	87"	111"	63"	87"	111"
E	42.6"	66.6"	90.6"	42.6"	66.6"	90.6"
F	46"	70"	94"	46.8"	70.8"	94.8"
G	66.4"	90.4"	114.4"	67.2"	91.2"	115.2"
Seating:	6	8	10	6	8	10

Power Options



Nemo Bar is optionally equipped with **Axil® Z power modules** on the sides, ends, or both (see chart below). All power modules are interconnected, resulting in one 10' corded infeed. Each power module is configured with 2 power, 1 dual USB, and 1 open data window (other configurations are available, call for a quote). Hardwired power is also available. Power faceplates/bezels match base paint finish selection.

Nemo Bar Power Units			
bar length:	96"	120"	144"
side power:	2 per side, 4 total	3 per side, 6 total	3 per side, 6 total
end power:	1 per end, 2 total		

NEMO BAR

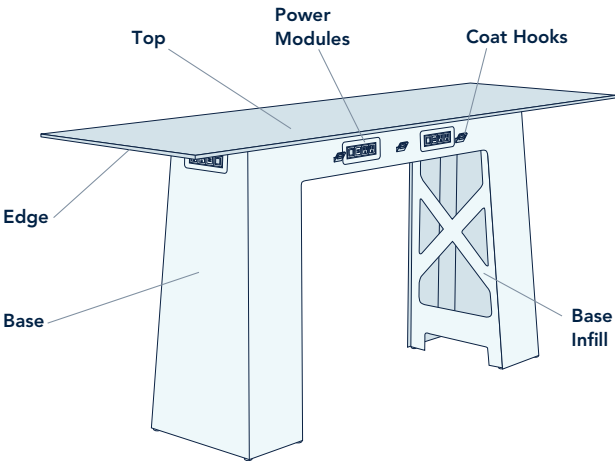
Specifications

FINISHES, INFILL OPTIONS, SHIPPING

EFFECTIVE FEB 1, 2022:
add 10% to all list prices

EFFECTIVE OCT 3, 2022:
add 10% surcharge to all orders

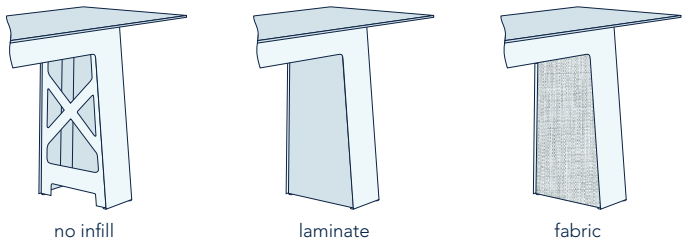
Finish Selection



Nemo Bar Finish Selection: There are four Nemo Bar components that require finish selections. See [izzy+ color card](#) to view color choices for each component. Power module faceplates and coat hooks are the same finish as the base.

Nemo Bar Finish Selection				
	Laminate	2mm ABS Edgeband	Metal Powdercoat	Fabric
Top	●			
Edge		●		
Base			●	
Base Infill	●		● (no infill, same as base)	●
Coat Hooks			● (same as base)	
Power Modules			● (same as base)	

Base Infill Options



Base infill options include laminate, fabric or no infill.

Shipping & Assembly

Nemo Bar ships knocked down and requires assembly.

NEMO BAR


Pricing

COUNTER/STANDING HEIGHTS

EFFECTIVE FEB 1, 2022:
add 10% to all list prices


EFFECTIVE OCT 3, 2022:
add 10% surcharge to all orders

34" Counter Height



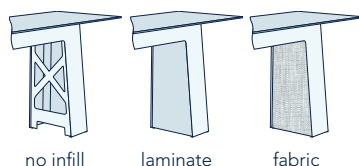
NEMO BAR 34" COUNTER HEIGHT											
DEPTH	LENGTH	HEIGHT	MODEL #	LIST PRICE	NO POWER	POWER OPTIONS					
						CORDED			HARDWIRED		
						SS SIDES ONLY	SE ENDS ONLY	SB SIDES & ENDS	CS SIDES ONLY	CE ENDS ONLY	CB SIDES & ENDS
30"	96"	34"	NEM3096CH	\$7,246	+ 0	+ 2987	+ 1751	+ 4429	+ 3090	+ 1854	+ 4532
30"	120"	34"	NEM30120CH	\$8,003	+ 0	+ 4429	+ 1751	+ 5871	+ 4532	+ 1854	+ 5974
30"	144"	34"	NEM30144CH	\$8,976	+ 0	+ 4429	+ 1751	+ 5871	+ 4532	+ 1854	+ 5974

42" Standing Height



NEMO BAR 42" STANDING HEIGHT											
DEPTH	LENGTH	HEIGHT	MODEL #	LIST PRICE	NO POWER	POWER OPTIONS					
						CORDED			HARDWIRED		
						SS SIDES ONLY	SE ENDS ONLY	SB SIDES & ENDS	CS SIDES ONLY	CE ENDS ONLY	CB SIDES & ENDS
30"	96"	42"	NEM3096BH	\$7,354	+ 0	+ 2987	+ 1751	+ 4429	+ 3090	+ 1854	+ 4532
30"	120"	42"	NEM30120BH	\$8,111	+ 0	+ 4429	+ 1751	+ 5871	+ 4532	+ 1854	+ 5974
30"	144"	42"	NEM30144BH	\$9,085	+ 0	+ 4429	+ 1751	+ 5871	+ 4532	+ 1854	+ 5974

Base Infill Options



no infill

laminate

fabric

NEMO BAR BASE INFILL OPTIONS						
HEIGHT	NO INFILL	LAMINATE	FABRIC			
			GRADE 1 /COM	GRADE 2	GRADE 3	COM FABRIC ALLOWANCE
34" COUNTER HEIGHT	+ 0	+ 721	+ 515	+ 567	+ 618	1.5 yards
42" STANDING HEIGHT	+ 0	+ 824	+ 567	+ 618	+ 670	1.5 yards

1. Model Number

EX: NEM3096CH

2. Top Finish

Standard Laminate

izzy+ standard laminate
SurfaceWorks group 1 laminate
see [izzy+ color card](#) for color selection

Non-Standard Laminate

call customer service for a quote;
extended lead times may apply

3. Edge Finish

2mm ABS Edgeband

see [izzy+ color card](#) for color selection

4. Base Finish

P06 silver
P07 white
P09 charcoal
P10 black
P11 alloy

5. Base Infill

(see upcharge columns above)

No Infill: metal matches base selection

Laminate Infill: see step 2 for laminate selection

Fabric Infill

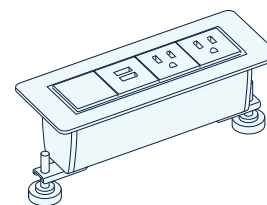
(see upcharge columns above)
grades 1, 2 & 3 or COM
see [izzy+ color card](#) for fabric selection and COM fabric instructions.

COM (customer's own material)
requirements: vertical grade, 66" standard roll width. fabric must be backed. fabric allowance is 1.5 yards per bar. if COM fabrics do not meet the noted requirements, the order will be processed as a custom request.

6. Power

Axil® Z power modules

(see upcharge columns above)
side power, end power or both
faceplate finish matches base
2 power/1 dual USB/1 open



NEMO TRELLIS

EFFECTIVE FEB 1, 2022:
add 10% to all list prices

EFFECTIVE OCT 3, 2022:
add 10% surcharge to all orders



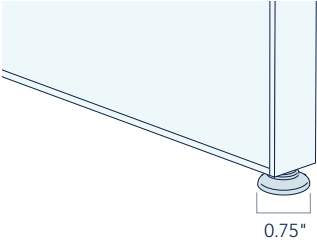
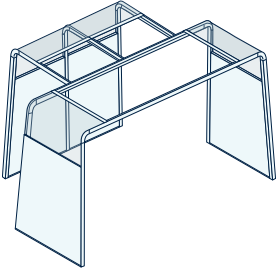
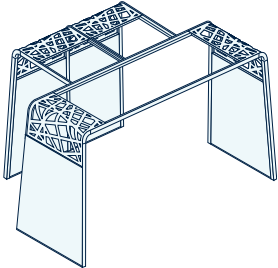
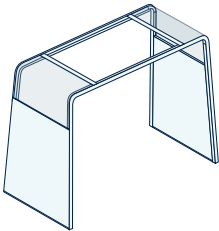
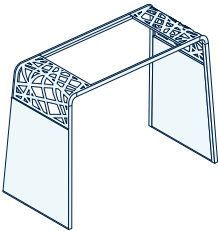
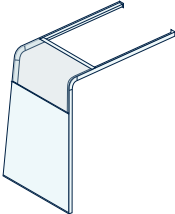
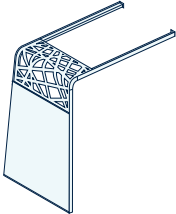
NEMO TRELLIS

Specifications

STANDARDS, FRAME CONSTRUCTION, GLIDES, CONFIGURATIONS

EFFECTIVE FEB 1, 2022:
add 10% to all list prices

EFFECTIVE OCT 3, 2022:
add 10% surcharge to all orders

Standards	Nemo Trellis is SCS Indoor Advantage Gold™ certified.	
Frame Construction	Nemo Trellis Frames are constructed with powder coated extruded aluminum.	
Glides		Glides: 0.75" dia leveling for uneven floors. Casters are not available with Nemo Trellis.
Configurations	<div><div>Lattice Upper Panel</div><div>3Form Varia Ecoresin Upper Panel</div><div><div>1-Sided Wall Mounted</div><div>2-Sided Free Standing</div><div>3-Sided Free Standing</div></div><div></div></div>	

NEMO TRELLIS

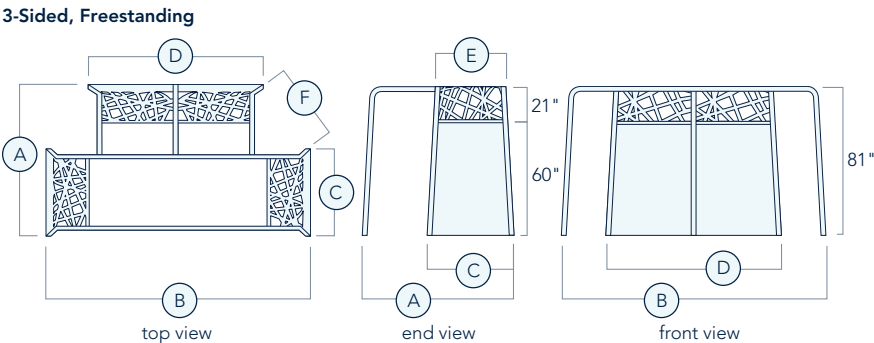
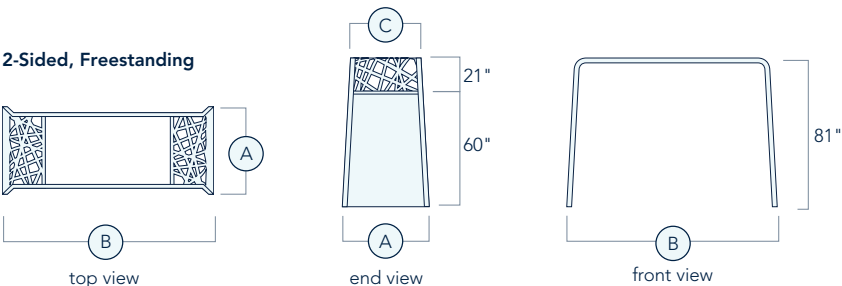
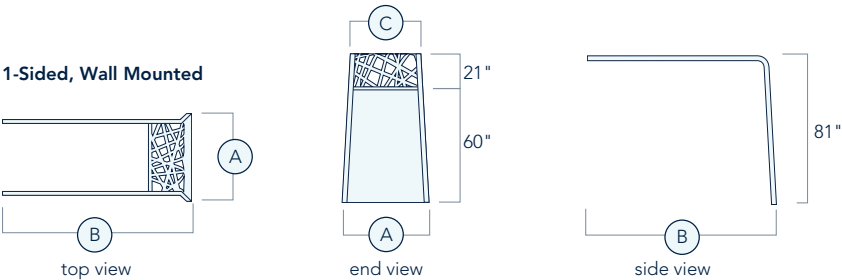
Specifications

DIMENSIONS

EFFECTIVE FEB 1, 2022:
add 10% to all list prices

EFFECTIVE OCT 3, 2022:
add 10% surcharge to all orders

Dimensions



Nemo Trellis is available in several different size and configuration options as follows:

1-Sided, Wall Mounted			
Model#	A (depth)	B (width)	C
NEMWM4884	48"	84"	40"
NEMWM48108	48"	108"	40"
NEMWM6084	60"	84"	52"
NEMWM60108	60"	108"	52"

2-Sided, Freestanding			
Model#	A (depth)	B (width)	C
NEMFS48120	48"	120"	40"
NEMFS60120	60"	120"	52"

3-Sided, Freestanding						
Model#	A (depth)	B (width)	C	D	E	F
NEM3S48144	85"	144"	48"	96"	40"	41"
NEM3348168	85"	168"	48"	96"	40"	48"
NEM3S48192	85"	192"	48"	120"	40"	48"
NEM3S60144	96"	144"	60"	96"	52"	40"
NEM3360168	96"	168"	60"	96"	52"	48"
NEM3S60192	96"	192"	60"	120"	52"	47"

NEMO TRELLIS

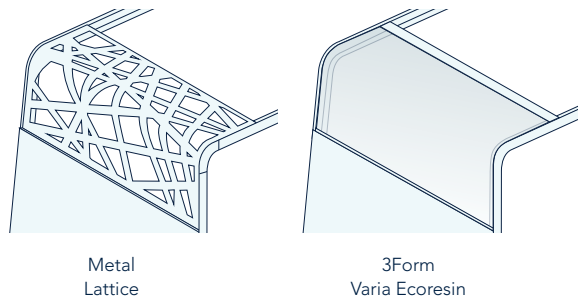
Specifications

MATERIAL & INFILL OPTIONS, FINISH SELECTION, SHIPPING

EFFECTIVE FEB 1, 2022:
add 10% to all list prices

EFFECTIVE OCT 3, 2022:
add 10% surcharge to all orders

Upper Panel Material Options



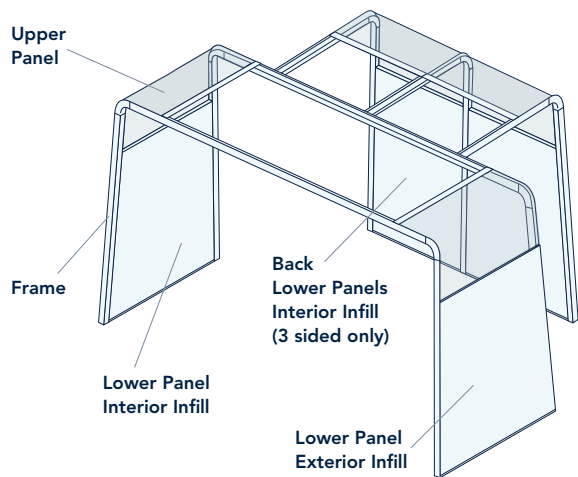
Upper Panel is available in either metal lattice (constructed with 14 gauge CRS) which is powder coated to match the frame, or 3Form Varia Ecoresin.

Lower Panel Infill Options



Lower Panel Infill options include laminate (std), LDW Markerboard, or fabric. Specify both interior and exterior infill (for 3-sided Trellis, also specify back interior panel infill).

Finish Selection



Nemo Bar Finish Selection: Depending on your configuration, there are up to five Nemo Trellis components that require finish selections. See [izzy+ color card](#) to view color choices for each component.

Nemo Trellis Finish Selection					
	Metal Powdercoat	3Form Varia Ecoresin	Laminate	LDW Markerboard	Fabric
Frame	•				
Upper Panel	• (lattice, same as frame)	•			
Lower Panel Interior Infill			•	•	•
Lower Panel Exterior Infill			•	•	•
Back Lower Panels Interior Infill (3-sided only)			•	•	•

Shipping & Assembly

Nemo Trellis ships knocked down and requires assembly.

NEMO TRELLIS


Pricing

METAL LATTICE UPPER, 1-SIDED

EFFECTIVE FEB 1, 2022:
add 10% to all list prices

EFFECTIVE OCT 3, 2022:
add 10% surcharge to all orders

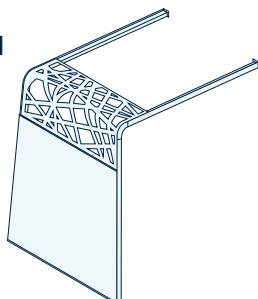
Metal Lattice Upper 1-Sided Wall-Mounted 48" Depth



NEMO TRELLIS, METAL LATTICE UPPER 1-SIDED WALL-MOUNTED, 48" DEPTH				
PANEL DEPTH	WIDTH (FROM WALL)	HEIGHT	MODEL #	LIST PRICE
48"	84"	81"	NEMWM4884LAT	\$7,010
48"	108"	81"	NEMWM48108LAT	\$7,118

48" LOWER PANEL INFILL OPTIONS (SELECT INTERIOR & EXTERIOR INFILLS)						
	LAMINATE (STD)	LDW MARKER-BOARD	FABRIC GRADE 1 /COM	FABRIC GRADE 2	FABRIC GRADE 3	COM FABRIC ALLOWANCE
INTERIOR:	+0	167	814	968	1,277	2 yds
EXTERIOR:	+0	167	814	968	1,277	2 yds

Metal Lattice Upper 1-Sided Wall-Mounted 60" Depth



NEMO TRELLIS, METAL LATTICE UPPER 1-SIDED WALL-MOUNTED, 60" DEPTH				
PANEL DEPTH	WIDTH (FROM WALL)	HEIGHT	MODEL #	LIST PRICE
60"	84"	81"	NEMWM6084LAT	\$7,567
60"	108"	81"	NEMWM60108LAT	\$7,675

60" LOWER PANEL INFILL OPTIONS (SELECT INTERIOR & EXTERIOR INFILLS)						
	LAMINATE (STD)	LDW MARKER-BOARD	FABRIC GRADE 1 /COM	FABRIC GRADE 2	FABRIC GRADE 3	COM FABRIC ALLOWANCE
INTERIOR:	+0	+182	+814	+968	+1,277	2 yds
EXTERIOR:	+0	+182	+814	+968	+1,277	2 yds

1. Model Number

EX: NEMWM4884LAT

2. Frame & Lattice Finish

P06 silver
P07 white
P09 charcoal
P10 black
P11 alloy

3. Lower Panel Infill

(select 2 infills as per above charts)

Standard laminate Infill

Izzy+ standard laminate
see [izzy+ color card](#) for color selection
SurfaceWorks group 1 laminate

Non-Standard laminate Infill

call customer service for a quote
extended lead times may apply

LDW Markerboard Infill

(see upcharge columns above)

Fabric Infill

(see upcharge columns above)
grades 1, 2 & 3 or COM
see [izzy+ color card](#) for fabric selection

COM (customer's own material) requirements:
vertical grade, 66" standard roll width. fabric must be backed. see above charts for fabric allowance per configuration. if COM fabrics do not meet the noted requirements, the order will be processed as a custom request.

NEMO TRELLIS

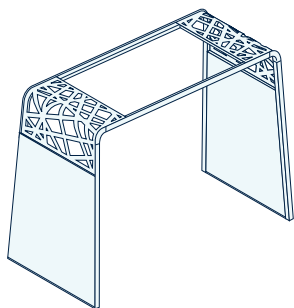
Pricing

METAL LATTICE UPPER, 2-SIDED

EFFECTIVE FEB 1, 2022:
add 10% to all list prices

EFFECTIVE OCT 3, 2022:
add 10% surcharge to all orders

Metal Lattice Upper 2-Sided Freestanding 48" Depth

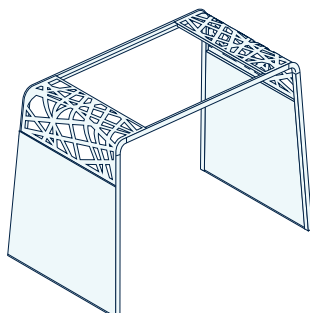


NEMO TRELLIS, METAL LATTICE UPPER 2-SIDED FREESTANDING, 48" DEPTH				
DEPTH	WIDTH	HEIGHT	MODEL #	LIST PRICE
48"	120"	81"	NEMFS48120LAT	\$11,393

48" LOWER PANEL INFILL OPTIONS (SELECT INTERIOR & EXTERIOR INFILLS)*						
	LAMINATE (STD)	LDW MARKER-BOARD	FABRIC GRADE 1 /COM	FABRIC GRADE 2	FABRIC GRADE 3	COM FABRIC ALLOWANCE
INTERIOR L & R PANELS*:	+0	+334	+1,628	+1,936	+2,554	4 yds
EXTERIOR L & R PANELS*:	+0	+334	+1,628	+1,936	+2,554	4 yds

*infill pricing includes both L & R panels

Metal Lattice Upper 2-Sided Freestanding 60" Depth



NEMO TRELLIS, METAL LATTICE UPPER 2-SIDED FREESTANDING, 60" DEPTH				
DEPTH	WIDTH	HEIGHT	MODEL #	LIST PRICE
60"	120"	81"	NEMFS60120LAT	\$12,582

60" LOWER PANEL INFILL OPTIONS (SELECT INTERIOR & EXTERIOR INFILLS)						
	LAMINATE (STD)	LDW MARKER-BOARD	FABRIC GRADE 1 /COM	FABRIC GRADE 2	FABRIC GRADE 3	COM FABRIC ALLOWANCE
INTERIOR L & R PANELS*:	+0	+364	+1,628	+1,936	+2,554	4 yds
EXTERIOR L & R PANELS*:	+0	+364	+1,628	+1,936	+2,554	4 yds

*infill pricing includes both L & R panels

1. Model Number EX: NEMFS60120LAT

2. Frame & Lattice Finish

P06 silver
 P07 white
 P09 charcoal
 P10 black
 P11 alloy

3. Lower Panel Infill

select 2 infills as per above charts

Standard laminate Infill
 Izzy+ standard laminate
 see [izzy+ color card](#) for color selection
 SurfaceWorks group 1 laminate

Non-Standard laminate Infill
 call customer service for a quote
 extended lead times may apply

LDW Markerboard Infill
 (see upcharge columns above)

Fabric Infill

(see upcharge columns above)
 grades 1, 2 & 3 or COM
 see [izzy+ color card](#) for fabric selection

COM (customer's own material) requirements:
 vertical grade, 66" standard roll width. fabric must be backed. see above charts for fabric allowance per configuration. if COM fabrics do not meet the noted requirements, the order will be processed as a custom request.

NEMO TRELLIS

Pricing

METAL LATTICE UPPER, 3-SIDED

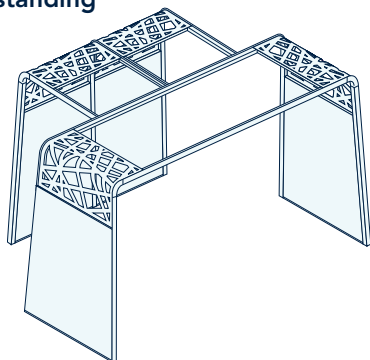
EFFECTIVE FEB 1, 2022:
add 10% to all list prices

EFFECTIVE OCT 3, 2022:
add 10% surcharge to all orders

Metal Lattice Upper

3-Sided Freestanding

85" Depth



NEMO TRELLIS, METAL LATTICE UPPER 3-SIDED FREESTANDING, 85" DEPTH						
OVERALL DEPTH	OVERALL WIDTH	HEIGHT	L & R PANEL WIDTH	BACK PANEL WIDTH	MODEL #	LIST PRICE
85"	144"	81"	48"	96"	NEM3S48144LAT	\$29,041
85"	168"	81"	48"	96"	NEM3S48168LAT	\$29,149
85"	192"	81"	48"	120"	NEM3S48192LAT	\$29,970

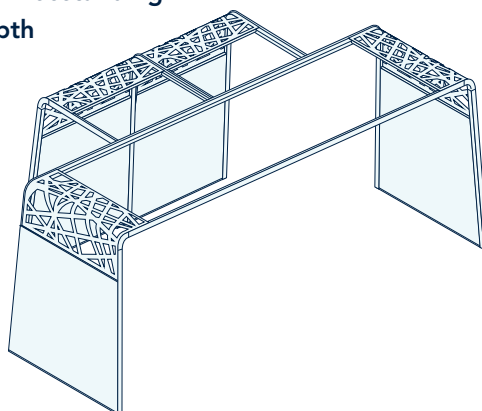
48" LOWER PANEL INFILL OPTIONS (3 SELECTIONS)						
	LAMINATE (STD)	LDW MARKER-BOARD	FABRIC GRADE 1 /COM	FABRIC GRADE 2	FABRIC GRADE 3	COM FABRIC ALLOWANCE
INTERIOR L & R PANELS*	+0	+334	+1,628	+1,936	+2,554	4 yds
INTERIOR BACK PANEL:	+0	+364	+1,628	+1,936	+2,554	4 yds
EXTERIOR ALL PANELS:	+0	+698	+3,256	+3,872	+5108	8 yds

*pricing includes both L & R panels

Metal Lattice Upper

3-Sided Freestanding

96" Depth



NEMO TRELLIS, METAL LATTICE UPPER 3-SIDED FREESTANDING, 96" DEPTH						
OVERALL DEPTH	OVERALL WIDTH	HEIGHT	L & R PANEL WIDTH	BACK PANEL WIDTH	MODEL #	LIST PRICE
96"	144"	81"	60"	96"	NEM3S60144LAT	\$30,348
96"	168"	81"	60"	96"	NEM3S60168LAT	\$30,513
96"	192"	81"	60"	120"	NEM3S60192LAT	\$31,165

60" LOWER PANEL INFILL OPTIONS (3 SELECTIONS)						
	LAMINATE (STD)	LDW MARKER-BOARD	FABRIC GRADE 1 /COM	FABRIC GRADE 2	FABRIC GRADE 3	COM FABRIC ALLOWANCE
INTERIOR L & R PANELS*	+0	+364	+1,628	+1,936	+2,554	4 yds
INTERIOR BACK PANEL:	+0	+364	+1,628	+1,936	+2,554	4 yds
EXTERIOR ALL PANELS:	+0	+728	+3,256	+3,872	+5108	8 yds

*pricing includes both L & R panels

1. Model Number

EX: NEM3S60144LAT

2. Frame & Lattice Finish

P06 silver
P07 white
P09 charcoal
P10 black
P11 alloy

3. Lower Panel Infill

select 3 infills as per above charts

Standard laminate Infill

Izzy+ standard laminate
see **izzy+ color card** for color selection
SurfaceWorks group 1 laminate

Non-Standard laminate Infill

call customer service for a quote
extended lead times may apply

LDW Markerboard Infill

(see upcharge columns above)

Fabric Infill

(see upcharge columns above)
grades 1, 2 & 3 or COM
see **izzy+ color card** for fabric selection

COM (customer's own material) requirements:
vertical grade, 66" standard roll width. fabric must be backed. see above charts for fabric allowance per configuration. if COM fabrics do not meet the noted requirements, the order will be processed as a custom request.

NEMO TRELLIS

Pricing

3FORM VARIA ECORESIN UPPER, 1-SIDED

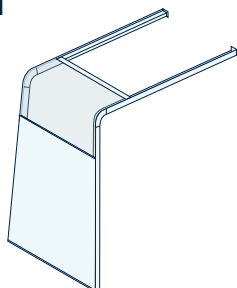
EFFECTIVE FEB 1, 2022:
add 10% to all list prices

EFFECTIVE OCT 3, 2022:
add 10% surcharge to all orders

3Form Varia Ecoresin Upper

1-Sided Wall-Mounted

48" Depth



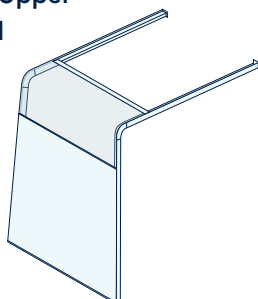
NEMO TRELLIS, 3FORM VARIA ECORESIN UPPER 1-SIDED WALL-MOUNTED, 48" DEPTH				
PANEL DEPTH	WIDTH (FROM WALL)	HEIGHT	MODEL #	LIST PRICE
48"	84"	81"	NEMWM48843F	\$11,877
48"	108"	81"	NEMWM481083F	\$11,985

48" LOWER PANEL INFILL OPTIONS (SELECT INTERIOR & EXTERIOR INFILLS)						
	LAMINATE (STD)	LDW MARKER-BOARD	FABRIC GRADE 1 /COM	FABRIC GRADE 2	FABRIC GRADE 3	COM FABRIC ALLOWANCE
INTERIOR PANEL:	+0	+167	+814	+968	+1277	2 yds
EXTERIOR PANEL:	+0	+167	+814	+968	+1277	2 yds

3Form Varia Ecoresin Upper

1-Sided Wall-Mounted

60" Depth



NEMO TRELLIS, 3FORM VARIA ECORESIN UPPER 1-SIDED WALL-MOUNTED, 60" DEPTH				
PANEL DEPTH	WIDTH (FROM WALL)	HEIGHT	MODEL #	LIST PRICE
60"	84"	81"	NEMWM60843F	\$12,941
60"	108"	81"	NEMWM601083F	\$13,049

60" LOWER PANEL INFILL OPTIONS (SELECT INTERIOR & EXTERIOR INFILLS)						
	LAMINATE (STD)	LDW MARKER-BOARD	FABRIC GRADE 1 /COM	FABRIC GRADE 2	FABRIC GRADE 3	COM FABRIC ALLOWANCE
INTERIOR PANEL:	+0	+182	+814	+968	+1277	2 yds
EXTERIOR PANEL:	+0	+182	+814	+968	+1277	2 yds

1. Model Number

EX: NEMWM601083F

2. Frame Finish

P06 silver
P07 white
P09 charcoal
P10 black
P11 alloy

3. Upper Panel Finish

3Form Varia Ecoresin
see [izzy+ color card](#) for color selection

4. Lower Panel Infill

select 2 infills as per above charts

Standard laminate Infill

Izzy+ standard laminate
see [izzy+ color card](#) for color selection
SurfaceWorks group 1 laminate

Non-Standard laminate Infill

call customer service for a quote
extended lead times may apply

LDW Markerboard Infill

(see upcharge columns above)

Fabric Infill

(see upcharge columns above)
grades 1, 2 & 3 or COM
see [izzy+ color card](#) for fabric selection

COM (customer's own material) requirements:
vertical grade, 66" standard roll width. fabric must be backed. see above charts for fabric allowance per configuration. if COM fabrics do not meet the noted requirements, the order will be processed as a custom request.

NEMO TRELLIS

Pricing

3FORM VARIA ECORESIN UPPER, 2-SIDED

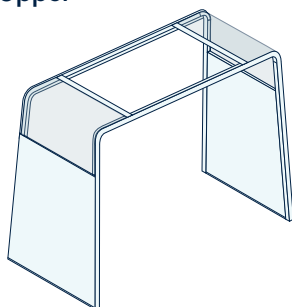
EFFECTIVE FEB 1, 2022:
add 10% to all list prices

EFFECTIVE OCT 3, 2022:
add 10% surcharge to all orders

3Form Varia Ecoresin Upper

2-Sided Freestanding

48" Depth



NEMO TRELLIS, 3FORM VARIA ECORESIN UPPER 2-SIDED FREESTANDING, 48" DEPTH				
DEPTH	WIDTH	HEIGHT	MODEL #	LIST PRICE
48"	120"	81"	NEMFS481203F	\$17,883

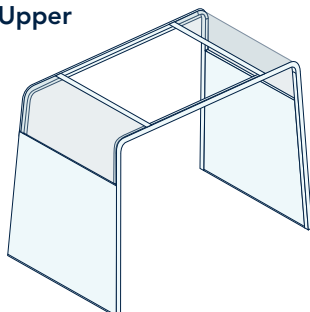
48" LOWER PANEL INFILL OPTIONS (SELECT INTERIOR & EXTERIOR INFILLS)						
	LAMINATE (STD)	LDW MARKER-BOARD	FABRIC GRADE 1 /COM	FABRIC GRADE 2	FABRIC GRADE 3	COM FABRIC ALLOWANCE
INTERIOR L & R PANELS*	+0	+334	+1,628	+1,936	+2,554	4 yds
EXTERIOR L & R PANELS*	+0	+334	+1,628	+1,936	+2,554	4 yds

*infill pricing includes both L & R panels

3Form Varia Ecoresin Upper

2-Sided Freestanding

60" Depth



NEMO TRELLIS, 3FORM VARIA ECORESIN UPPER 2-SIDED FREESTANDING, 60" DEPTH				
DEPTH	WIDTH	HEIGHT	MODEL #	LIST PRICE
60"	120"	81"	NEMFS601203F	\$19,747

60" LOWER ANEL INFILL OPTIONS (SELECT INTERIOR & EXTERIOR INFILLS)						
	LAMINATE (STD)	LDW MARKER-BOARD	FABRIC GRADE 1 /COM	FABRIC GRADE 2	FABRIC GRADE 3	COM FABRIC ALLOWANCE
INTERIOR L & R PANELS*	+0	+364	+1,628	+1,936	+2,554	4 yds
EXTERIOR L & R PANELS*	+0	+364	+1,628	+1,936	+2,554	4 yds

*infill pricing includes both L & R panels

1. Model Number

EX: NEMFS481203F

2. Frame Finish

P06 silver
P07 white
P09 charcoal
P10 black
P11 alloy

3. Upper Panel Finish

3Form Varia Ecoresin
see [izzy+ color card](#) for color selection

4. Lower Panel Infill

select 2 infills as per above charts

Standard laminate Infill

Izzy+ standard laminate
see [izzy+ color card](#) for color selection
SurfaceWorks group 1 laminate

Non-Standard laminate Infill

call customer service for a quote
extended lead times may apply

LDW Markerboard Infill

(see upcharge columns above)

Fabric Infill

(see upcharge columns above)
grades 1, 2 & 3 or COM
see [izzy+ color card](#) for fabric selection

COM (customer's own material) requirements:
vertical grade, 66" standard roll width. fabric must be backed. see above charts for fabric allowance per configuration. if COM fabrics do not meet the noted requirements, the order will be processed as a custom request.

NEMO TRELLIS

Pricing

3FORM VARIA ECORESIN UPPER, 3-SIDED

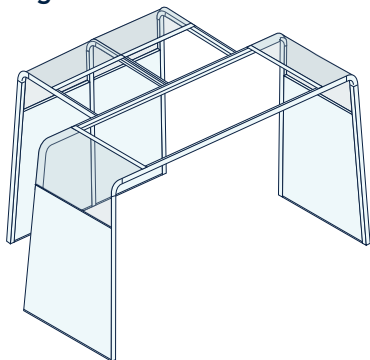
EFFECTIVE FEB 1, 2022:
add 10% to all list prices

EFFECTIVE OCT 3, 2022:
add 10% surcharge to all orders

3Form Varia Ecoresin Upper

3-Sided Freestanding

85" Depth



NEMO TRELLIS, 3FORM VARIA ECORESIN UPPER 3-SIDED FREESTANDING, 85" DEPTH						
OVERALL DEPTH	OVERALL WIDTH	HEIGHT	L & R PANEL WIDTH	BACK PANEL WIDTH	MODEL #	LIST PRICE
85"	144"	81"	48"	96"	NEM3S481443F	\$42,020
85"	168"	81"	48"	96"	NEM3S481683F	\$42,128
85"	192"	81"	48"	120"	NEM3S481923F	\$43,625

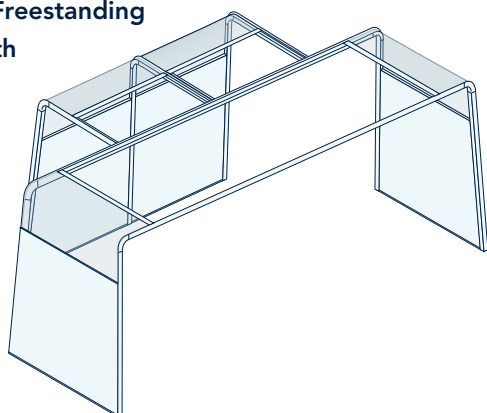
48" LOWER PANEL INFILL OPTIONS (3 SELECTIONS)						
	LAMINATE (STD)	LDW MARKER-BOARD	FABRIC GRADE 1 /COM	FABRIC GRADE 2	FABRIC GRADE 3	COM FABRIC ALLOWANCE
INTERIOR L & R PANELS*:	+0	+334	+1,628	+1,936	+2,554	4 yds
INTERIOR BACK PANEL:	+0	+364	+1,628	+1,936	+2,554	4 yds
EXTERIOR ALL PANELS:	+0	+698	+3,256	+3,872	+5108	8 yds

*pricing includes both L & R panels

3Form Varia Ecoresin Upper

3-Sided Freestanding

96" Depth



NEMO TRELLIS, 3FORM VARIA ECORESIN UPPER 3-SIDED FREESTANDING, 96" DEPTH						
OVERALL DEPTH	OVERALL WIDTH	HEIGHT	L & R PANEL WIDTH	BACK PANEL WIDTH	MODEL #	LIST PRICE
96"	144"	81"	60"	96"	NEM3S601443F	\$44,003
96"	168"	81"	60"	96"	NEM3S601683F	\$44,168
96"	192"	81"	60"	120"	NEM3S601923F	\$45,495

60" LOWER PANEL INFILL OPTIONS (3 SELECTIONS)						
	LAMINATE (STD)	LDW MARKER-BOARD	FABRIC GRADE 1 /COM	FABRIC GRADE 2	FABRIC GRADE 3	COM FABRIC ALLOWANCE
INTERIOR L & R PANELS*:	+0	+364	+1,628	+1,936	+2,554	4 yds
INTERIOR BACK PANEL:	+0	+364	+1,628	+1,936	+2,554	4 yds
EXTERIOR ALL PANELS:	+0	+728	+3,256	+3,872	+5108	8 yds

*pricing includes both L & R panels

1. Model Number
 EX: NEM3S481443F

2. Frame Finish
 P06 silver
 P07 white
 P09 charcoal
 P10 black
 P11 alloy

3. Upper Panel Finish
 3Form Varia Ecoresin
 see [izzy+ color card](#) for color selection

4. Lower Panel Infill
 select 3 infills as per above charts

Standard laminate Infill
 Izzy+ standard laminate
 see [izzy+ color card](#) for color selection
 SurfaceWorks group 1 laminate

Non-Standard laminate Infill
 call customer service for a quote
 extended lead times may apply

LDW Markerboard Infill
 (see upcharge columns above)

Fabric Infill
 (see upcharge columns above)
 grades 1, 2 & 3 or COM
 see [izzy+ color card](#) for fabric selection

COM (customer's own material) requirements:
 vertical grade, 66" standard roll width. fabric must be backed. see above charts for fabric allowance per configuration. if COM fabrics do not meet the noted requirements, the order will be processed as a custom request.

DEWEY COLLECTION

EFFECTIVE FEB 1, 2022:
add 10% to all list prices

EFFECTIVE OCT 3, 2022:
add 10% surcharge to all orders



DEWEY COLLECTION

Overview

EFFECTIVE FEB 1, 2022:
add 10% to all list prices

EFFECTIVE OCT 3, 2022:
add 10% surcharge to all orders



Dewey inspires better approaches to teaching and learning, wherever they take place. Sure, learning happens in classrooms. It also happens in offices, homes and in-between spaces. Four key factors in learning dynamics are constantly shifting and interacting: students, technology, space, and pedagogy. Dewey leverages great design to create as much synergy as possible among them.

Dewey was designed to earn top marks in four critical areas:

Flexibility: Today's varied teaching and learning styles call for furniture that can quickly and easily shift into different configurations, whether the focus is on the instructor, on student collaboration, or on a distance learning screen.

Durability: To withstand the rigors of frequent rearranging and constant use, Dewey was designed with long-lasting materials and components, from cast and extruded aluminum bases to urethane edges.

Technology Supporting: Products are designed to support changing technology for long-term relevancy.

Timeless Design: Furniture this flexible, durable, and technology-friendly calls for a clean design that will continue looking relevant throughout its long life.

DEWEY COLLECTION
Statement of Line

EFFECTIVE FEB 1, 2022:
add 10% to all list prices

EFFECTIVE OCT 3, 2022:
add 10% surcharge to all orders

Training Table



Training Table: rectangular fixed or flip-top, multiple fixed-heights, pin and crank-height adjustable with C-legs or T-Legs

6-Top Collaborative Table



6-Top Collaborative Table: exclusive 6-Top shape with C-legs, available in multiple heights

X-Base Companion Table



X-Base Companion Table: round and square with X-base available in multiple heights

Lectern & Buddy
Helpdesk



Lectern & Buddy: mobile, height-adjustable lectern with or without storage; rack unit storage and vent/fan available

Helpdesk: seated-height or standing-height versions, with fixed-height, pin-height, crank-height or electric-height adjustment options. Multiple pre-configured storage options with optional technology rack

Connection Cart
Technology Cart



Connection Cart & Technology Cart: highly mobile half or full-length markerboard and tackable surfaces; technology-supporting carts with storage cabinet

Media Cabinet
Bookshelf



Media Cabinet: high-capacity storage with locks keeps items stored, secure, and out of the way

Bookshelf: free-standing or wall-mounted storage and space definer

DEWEY TRAINING TABLE

EFFECTIVE FEB 1, 2022:
add 10% to all list prices

EFFECTIVE OCT 3, 2022:
add 10% surcharge to all orders



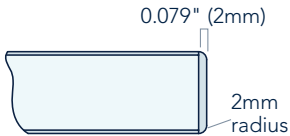
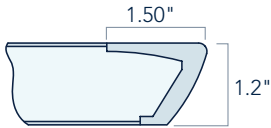
DEWEY TRAINING TABLE

Specifications

STANDARDS, TOPS, SIZES, EDGE OPTIONS

EFFECTIVE FEB 1, 2022:
add 10% to all list prices

EFFECTIVE OCT 3, 2022:
add 10% surcharge to all orders

Standards	Meets or exceeds applicable ANSI/BIFMA durability and safety standards and is SCS Indoor Advantage Gold certified
Top Construction	Dewey Training Table Tops are 1.2" overall thickness, constructed with high-pressure laminate, 1.125" particle board core, edged and backed with moisture-resistant coverings to form a completely sealed outside surface. 60"L and above tables have steel support channel to promote level worksurface. Training Tables are available in rectangular shape only. Grain direction runs length of table top.
Size Options <div> <div>20x36</div> <div>24x36</div> <div>27x36</div> <div>20x48</div> <div>24x48</div> <div>27x48</div> <div>27x54</div> <div>20x60</div> <div>24x60</div> <div>27x60</div> <div>30x60</div> <div>20x66</div> <div>24x66</div> <div>27x66</div> <div>30x66</div> <div>20x72</div> <div>24x72</div> <div>27x72</div> <div>30x72</div> <div>20x84</div> <div>24x84</div> <div>27x84</div> <div>30x84</div> </div>	Dewey Training Tables are available in rectangles ranging from 20x36" to 30x84" in size.
Edge Options <div> <div> 2mm ABS Edgeband Flat Profile  </div> <div> Urethane Edge Clara Knife Profile  </div> </div>	2mm ABS edgeband: (PVC-free) available on all Training Tables. Urethane Edge: 1.5" depth Clara knife profile urethane edge available on most Training Tables.

DEWEY TRAINING TABLE

Specifications

LEG CONSTRUCTION, LEG TYPES

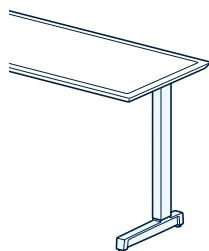
EFFECTIVE FEB 1, 2022:
add 10% to all list prices

EFFECTIVE OCT 3, 2022:
add 10% surcharge to all orders

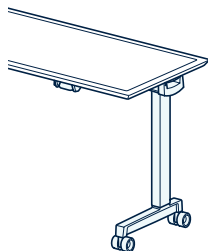
Leg Construction

Dewey Training Table legs are extruded aluminum with a cast aluminum foot.

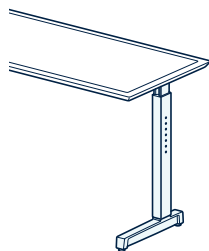
C-Legs



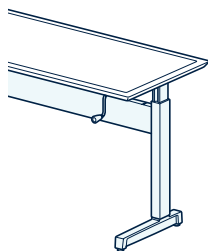
C-Leg: fixed



C-Leg: flip-top



C-Leg: pin-height adjustable



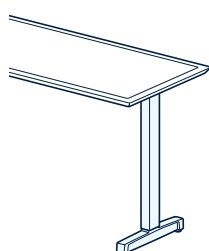
C-Leg: crank-height adjustable

C-Legs are available for Training Tables in four fixed heights, manual pin-height adjustable, crank-height adjustable or flip-top. The 20" and 24" deep tables have an 18" foot, and the 27"D tables have a 24" foot. The crank-height option is not available on the 20"D or the 30"D C-Leg tables. The 30" deep table bases have a 24"D foot. For crank-height adjustable tables, 12 crank revolutions yield 1" of height adjustment.

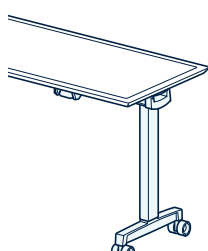
C-Leg Heights	Standard Height	Optional Heights
Fixed	29"	18", 21" & 25"
Flip-Top	29"	n/a
Crank-Height Adj.	27"-37"	n/a
Manual Pin-Height Adj.	27"-33"	18"-24"*

* casters not available with 18"-24" pin-height range

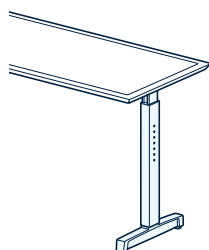
T-Legs



T-Leg: fixed



T-Leg: flip-top



T-Leg: pin-height adjustable

T-Legs are available for training tables in four fixed heights, manual pin-height adjustable or flip-top. The 20" and 24" deep tables have an 18" foot, and the 27"D and 30"D table bases have a 24" foot.

T-Leg Heights	Standard Height	Optional Heights
Fixed	29"	18", 21" & 25"
Flip-Top	29"	n/a
Manual Pin-Height Adj.	27"-33"	18"-24"*

* casters not available with 18"-24" pin-height range

DEWEY TRAINING TABLE

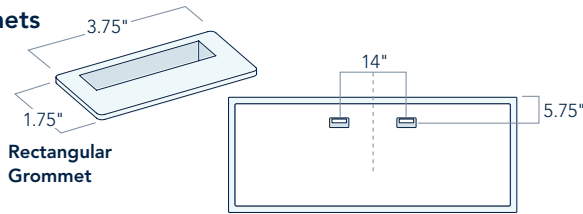
Specifications

GROMMETS, POWER MODULES, GLIDES & CASTERS

EFFECTIVE FEB 1, 2022:
add 10% to all list prices

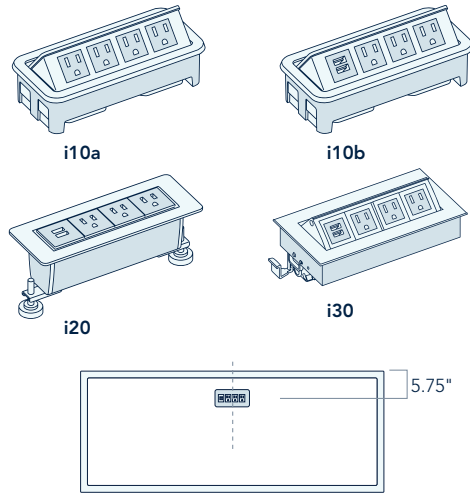
EFFECTIVE OCT 3, 2022:
add 10% surcharge to all orders

Grommets



Grommets are available as an option on Training Tables longer than 36". Two black rectangular grommets (3.75"L x 1.75"D) are installed at rear-left and right, 14" apart on center. Each Grommet includes a liner and cover.

Power Modules



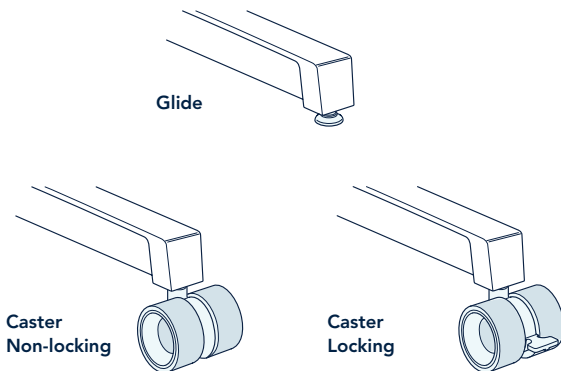
Power Modules are available as an option with all Training Tables and are centered at 5.75" from the back edge of the table top.

Available Power Modules include the following:

- i10 (Nacre®):** i10a: 4 receptacles
i10b: 3 receptacles, 1 dual USB-charging (2amp)
- i20 (Axil® Z):** 3 receptacles, 1 dual USB-charging (2amp)
- i30 (Mho®):** 3 receptacles, 1 dual USB-charging (2amp)

Please see **Table Power** section for details, configuration options and pricing.

Glides & Casters



Glides: 0.75" leveling for uneven floors. Standard on all training tables except optional for Flip-Top.

Casters: Optional on all Training Tables, except standard for Flip-Top and not available with 18"-24" manual pin-height adjustable. 2.4" dia dual wheel; each model contains two locking and two non-locking. Two-tone caster: charcoal with cool-grey interior.

Glides/Casters Availability T-Leg & C-Leg	Table Height	Glides	Casters
Fixed Height	18"	standard	optional
	21"	standard	optional
	25"	standard	optional
	29"	standard	optional
Flip-Top	29"	optional	standard
Manual Pin-Height Adjustable	18"-24"	standard	n/a
	27"-33"	standard	optional
Crank-Height Adjustable	27"-37"	standard	optional

DEWEY TRAINING TABLE

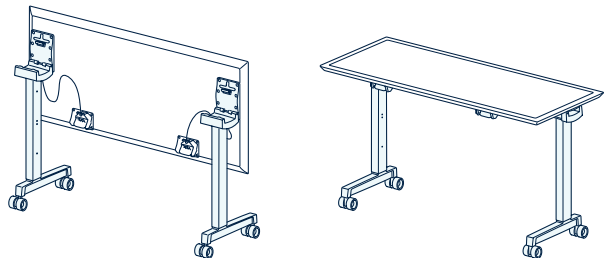
Specifications

FLIP-TOP

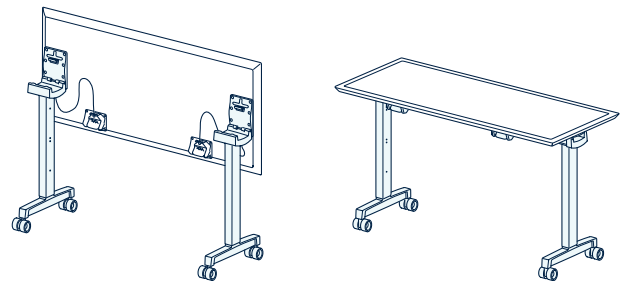
EFFECTIVE FEB 1, 2022:
add 10% to all list prices

EFFECTIVE OCT 3, 2022:
add 10% surcharge to all orders

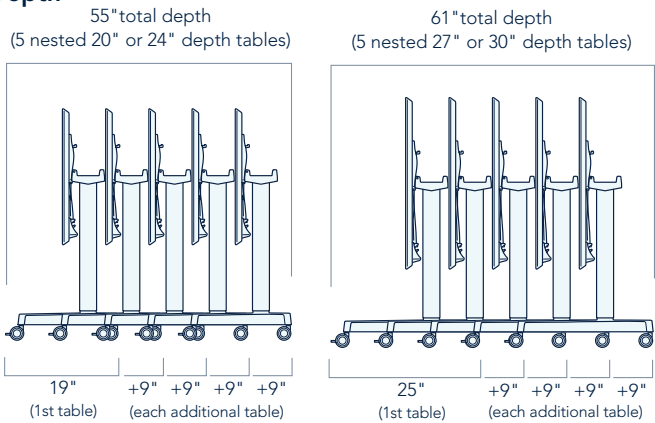
C-Leg Flip-Top



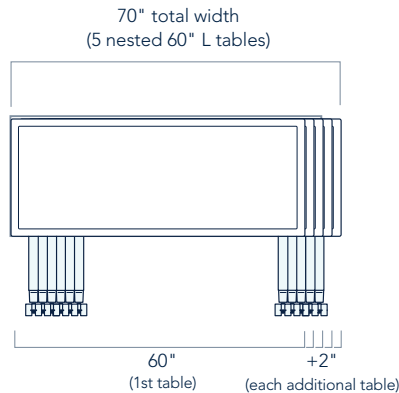
T-Leg Flip-Top



Nesting Depth



Nesting Width



Dewey Flip-Top Training Tables are available in C-Leg and T-Leg versions.

Dual flip-top mechanism offers intuitive design and safety feature; table flips down.

Flip-top tables are nested in a staggered manner adding 2" to the overall width of the table length for each nested table.

The 20" and 24" deep flip-top tables measure approximately 20" deep, the 27" deep flip-top tables measure approximately 25" deep when in the flipped position (including casters). Each additional nested table adds approximately 9" to the overall depth of all nested tables

Flip-Top Nesting Depth	Flipped Position Table Depth	Each Additional Table Depth
20" D & 24" D	19"	9"
27" D & 30" D	25"	

DEWEY TRAINING TABLE

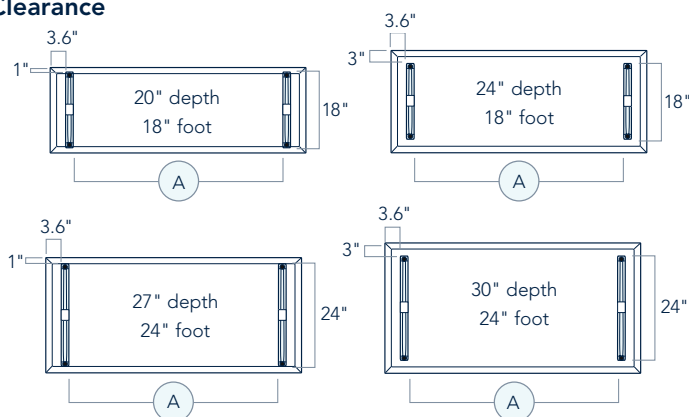
Specifications

LEG DIMENSIONS, HEIGHT ADJUSTMENT, FINISH SELECTION, SHIPPING

EFFECTIVE FEB 1, 2022:
add 10% to all list prices

EFFECTIVE OCT 3, 2022:
add 10% surcharge to all orders

Leg Dimensions and Clearance

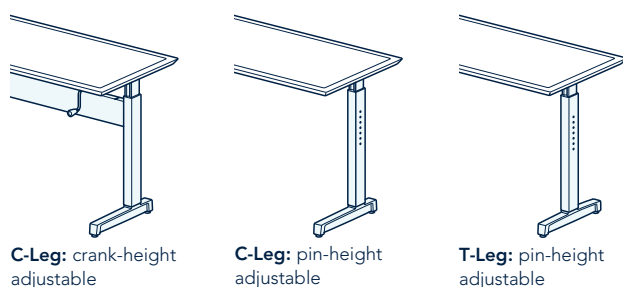


Dewey Training Table legs are positioned 3.6" from the edge, with clearance between legs measuring 11" less than the table length. 24" & 24" depth tables have 18" feet; 27" & 30" depth tables have 24" feet.

Table Length:	36"	48"	54"	60"	66"	72"	84"
Leg Clearance	A	25"	37"	43"	49"	55"	61"
		73"					

Table Depth:	20"	24"	27"	30"
Foot Size	18"		24"	

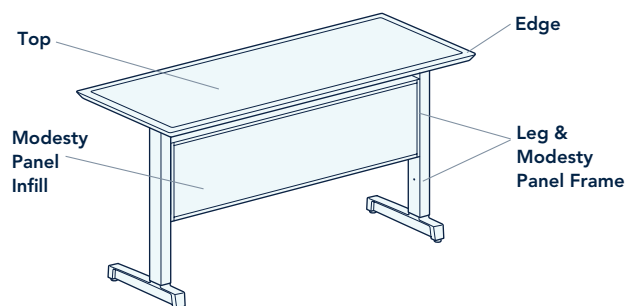
Height Adjustment



Training Tables are available in **Crank-Height adjustable** in C-Leg and **Manual Pin-Height Adjustable** in C or T-legs. Crank-Height is not available on the 20"D or the 30"D C-Leg tables. Casters are available on all height adjustable tables except 18"-24" pin-height adjustable. For crank-height adjustable tables, 12 crank revolutions yield 1" of height adjustment.

Adjustable Height Ranges	C-Leg	T-Leg
Crank-Height Adj.	27"-37"	n/a
Manual Pin-Height Adj.	27"-33"	27"-33"
	18"-24"*	18"-24"

Finish Selection



Training Table Finish Selection: Depending on the configuration, there are up to four Training Table components that require finish selections. See [izzy+ color card](#) to view color choices for each component. Accessories and power option finishes are selected separately.

Training Table Finish Selection	Laminate	Frosted Acrylic (white)	Urethane	2mm ABS Edgeband	Metal
Top	•				
Edge			•	•	
Leg & Modesty Panel Frame					•
Modesty Panel Infill	•	•			•

Shipping & Assembly

Training Tables are shipped knocked down. Legs are shipped assembled. Table tops are pre-drilled for easy assembly to legs. Specifying lower height table legs, reduces overall weight by up to two pounds per table.

DEWEY T-LEG TRAINING TABLE

Pricing

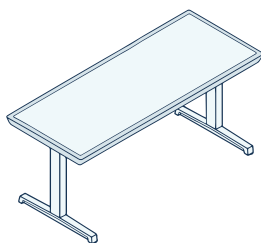
FIXED HEIGHT

EFFECTIVE FEB 1, 2022:
add 10% to all list prices

EFFECTIVE OCT 3, 2022:
add 10% surcharge to all orders

Rectangular

Fixed Height



DEPTH	LENGTH	STD HEIGHT *	WEIGHT	MODEL #	LIST PRICE		LDW MARKER-BOARD **
					2MM EDGE	URETHANE EDGE	
20"	36"	29"	40 lb	RLNTR2036TB	\$720	\$850	+ \$182
20"	48"	29"	49 lb	RLNTR2048TB	\$779	\$909	+ \$182
20"	60"	29"	58 lb	RLNTR2060TB	\$893	\$1,023	+ \$220
20"	66"	29"	63 lb	RLNTR2066TB	\$900	n/a	+ \$220
20"	72"	29"	67 lb	RLNTR2072TB	\$908	\$1,038	+ \$220
20"	84"	29"	76 lb	RLNTR2084TB	\$925	n/a	+ \$220
24"	36"	29"	46 lb	RLNTR2436TB	\$750	\$880	+ \$182
24"	48"	29"	55 lb	RLNTR2448TB	\$810	\$940	+ \$182
24"	60"	29"	64 lb	RLNTR2460TB	\$928	\$1,058	+ \$220
24"	66"	29"	69 lb	RLNTR2466TB	\$938	n/a	+ \$220
24"	72"	29"	73 lb	RLNTR2472TB	\$945	\$1,075	+ \$220
24"	84"	29"	82 lb	RLNTR2484TB	\$953	n/a	+ \$220
27"	36"	29"	52 lb	RLNTR2736TB	\$779	\$909	+ \$182
27"	48"	29"	61 lb	RLNTR2748TB	\$842	\$972	+ \$182
27"	54"	29"	66 lb	RLNTR2754TB	\$899	\$1,029	+ \$182
27"	60"	29"	70 lb	RLNTR2760TB	\$909	\$1,039	+ \$220
27"	66"	29"	75 lb	RLNTR2766TB	\$960	n/a	+ \$220
27"	72"	29"	79 lb	RLNTR2772TB	\$983	\$1,113	+ \$220
27"	84"	29"	88 lb	RLNTR2784TB	\$1,019	n/a	+ \$220
30"	60"	29"	76 lb	RLNTR3060TB	\$978	\$1,108	+ \$220
30"	66"	29"	81 lb	RLNTR3066TB	\$992	n/a	+ \$220
30"	72"	29"	85 lb	RLNTR3072TB	\$1,040	\$1,170	+ \$220
30"	84"	29"	94 lb	RLNTR3084TB	\$1,052	n/a	+ \$220

* List prices reflect tables with standard 29" table height. See below for optional heights.

** When selecting markerboard, edge color will default to E37 black/U06 black bear.

1. Model Number

EX: RLNTR3072TB

2. Top Finish

Standard Laminate

Izzy+ standard laminate
SurfaceWorks group 1 laminate
see [izzy+ color card](#) for color selection

LDW Markerboard

see upcharge column above

Non-Standard Laminate

call customer service for a quote;
extended lead times may apply.

3. Edge Profile/Finish

2mm ABS Edgeband

Solid Urethane

see [izzy+ color card](#) for color selection

4. Leg Finish

P06	silver (std)	+ \$0
P07	white	+ \$86
P09	charcoal	+ \$86
P10	black	+ \$86
P11	alloy	+ \$86

5. Height Options

04	29" (std)	+ \$0
01	18"	+ \$50
02	21"	+ \$50
03	25"	+ \$50

6. Table Options

GL	glides (std)	+ \$0
CS	casters (opt)	+ \$89
GM	grommets (pair)	+ \$59

(available on tables >36")

7. Table Accessories

flexible ganging bracket (pair)	\$54
flat ganging bracket (pair)	\$54

see [Table Options & Accessories](#) section for all available accessories

8. Power Options

i10	(Nacre®) flip-up
i20	(Axil® Z) flush-mount
i30	(Mho®) flip-up

see [Table Power](#) section for power configuration options and pricing

DEWEY T-LEG TRAINING TABLE

Pricing

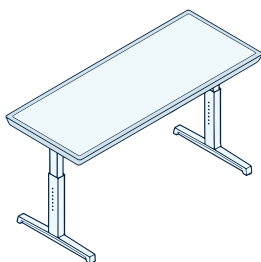
PIN-HEIGHT ADJUSTABLE

EFFECTIVE FEB 1, 2022:
add 10% to all list prices

EFFECTIVE OCT 3, 2022:
add 10% surcharge to all orders

Rectangular

Pin-Height Adjustable



DEPTH	LENGTH	STD HEIGHT RANGE *	WEIGHT	MODEL #	LIST PRICE		LDW MARKER-BOARD **
					2MM EDGE	URETHANE EDGE	
20"	36"	27-33"	42 lb	RLNTR2036TP	\$954	\$1,084	+ \$182
20"	48"	27-33"	51 lb	RLNTR2048TP	\$1,013	\$1,143	+ \$182
20"	60"	27-33"	60 lb	RLNTR2060TP	\$1,127	\$1,257	+ \$220
20"	66"	27-33"	65 lb	RLNTR2066TP	\$1,134	n/a	+ \$220
20"	72"	27-33"	69 lb	RLNTR2072TP	\$1,143	\$1,273	+ \$220
20"	84"	27-33"	78 lb	RLNTR2084TP	\$1,160	n/a	+ \$220
24"	36"	27-33"	48 lb	RLNTR2436TP	\$985	\$1,115	+ \$182
24"	48"	27-33"	57 lb	RLNTR2448TP	\$1,046	\$1,176	+ \$182
24"	60"	27-33"	66 lb	RLNTR2460TP	\$1,163	\$1,293	+ \$220
24"	66"	27-33"	71 lb	RLNTR2466TP	\$1,172	n/a	+ \$220
24"	72"	27-33"	75 lb	RLNTR2472TP	\$1,180	\$1,310	+ \$220
24"	84"	27-33"	84 lb	RLNTR2484TP	\$1,189	n/a	+ \$220
27"	36"	27-33"	54 lb	RLNTR2736TP	\$1,014	\$1,144	+ \$182
27"	48"	27-33"	63 lb	RLNTR2748TP	\$1,076	\$1,206	+ \$182
27"	54"	27-33"	68 lb	RLNTR2754TP	\$1,133	\$1,263	+ \$182
27"	60"	27-33"	72 lb	RLNTR2760TP	\$1,145	\$1,275	+ \$220
27"	66"	27-33"	77 lb	RLNTR2766TP	\$1,194	n/a	+ \$220
27"	72"	27-33"	81 lb	RLNTR2772TP	\$1,217	\$1,347	+ \$220
27"	84"	27-33"	90 lb	RLNTR2784TP	\$1,254	n/a	+ \$220
30"	60"	27-33"	78 lb	RLNTR3060TP	\$1,213	\$1,343	+ \$220
30"	66"	27-33"	83 lb	RLNTR3066TP	\$1,227	n/a	+ \$220
30"	72"	27-33"	87 lb	RLNTR3072TP	\$1,275	\$1,405	+ \$220
30"	84"	27-33"	96 lb	RLNTR3084TP	\$1,286	n/a	+ \$220

* List prices reflect tables with standard 27"-33" height range. See below for optional height ranges.

** When selecting markerboard, edge color will default to E37 black/U06 black bear

1. Model Number

EX: RLNTR2466TP

2. Top Finish

Standard Laminate

Izzy+ standard laminate
SurfaceWorks group 1 laminate
see [izzy+ color card](#) for color selection

LDW Markerboard

see upcharge column above

Non-Standard Laminate

call customer service for a quote;
extended lead times may apply.

3. Edge Profile/Finish

2mm ABS Edgeband

Solid Urethane

see [izzy+ color card](#) for color selection

4. Leg Finish

P06	silver (std)	+ \$0
P07	white	+ \$86
P09	charcoal	+ \$86
P10	black	+ \$86
P11	alloy	+ \$86

5. Height Options

05	27"-33"(std)	+ \$0
06	18"-24"	+ \$50

6. Table Options

GL	glides (std)	+ \$0
CS	casters (opt)	+ \$89
	not available with 18"-24" height range	
GM	grommets (pair)	+ \$59
	(available on tables >36")	

8. Power Options

i10	(Nacre®) flip-up
i20	(Axil® Z) flush-mount
i30	(Mho®) flip-up
see Table Power section for power configuration options and pricing	

9. Table Accessories

flexible ganging bracket (pair)	\$54
flat ganging bracket (pair)	\$54
see Dewey Table Options & Accessories section for all available accessories	

DEWEY T-LEG TRAINING TABLE

Pricing

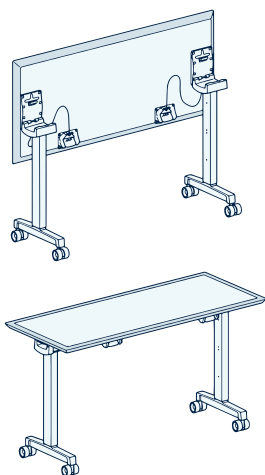
FLIP-TOP

EFFECTIVE FEB 1, 2022:
add 10% to all list prices

EFFECTIVE OCT 3, 2022:
add 10% surcharge to all orders

Rectangular

Flip-Top



DEPTH	LENGTH	HEIGHT *	WEIGHT	MODEL #	LIST PRICE		LDW MARKER-BOARD **
					2MM EDGE	URETHANE EDGE	
20"	36"	29"	40 lb	RLNTR2036TF	\$1,162	\$1,292	+ \$182
20"	48"	29"	49 lb	RLNTR2048TF	\$1,219	\$1,349	+ \$182
20"	60"	29"	58 lb	RLNTR2060TF	\$1,332	\$1,462	+ \$220
20"	66"	29"	63 lb	RLNTR2066TF	\$1,342	n/a	+ \$220
20"	72"	29"	67 lb	RLNTR2072TF	\$1,351	\$1,481	+ \$220
20"	84"	29"	76 lb	RLNTR2084TF	\$1,367	n/a	+ \$220
24"	36"	29"	46 lb	RLNTR2436TF	\$1,191	\$1,321	+ \$182
24"	48"	29"	55 lb	RLNTR2448TF	\$1,250	\$1,380	+ \$182
24"	60"	29"	64 lb	RLNTR2460TF	\$1,368	\$1,498	+ \$220
24"	66"	29"	69 lb	RLNTR2466TF	\$1,380	n/a	+ \$220
24"	72"	29"	73 lb	RLNTR2472TF	\$1,388	\$1,518	+ \$220
24"	84"	29"	82 lb	RLNTR2484TF	\$1,396	n/a	+ \$220
27"	36"	29"	52 lb	RLNTR2736TF	\$1,220	\$1,350	+ \$182
27"	48"	29"	61 lb	RLNTR2748TF	\$1,284	\$1,414	+ \$182
27"	54"	29"	66 lb	RLNTR2754TF	\$1,341	\$1,471	+ \$182
27"	60"	29"	70 lb	RLNTR2760TF	\$1,353	\$1,483	+ \$220
27"	66"	29"	75 lb	RLNTR2766TF	\$1,402	n/a	+ \$220
27"	72"	29"	79 lb	RLNTR2772TF	\$1,422	\$1,552	+ \$220
27"	84"	29"	88 lb	RLNTR2784TF	\$1,461	n/a	+ \$220
30"	60"	29"	76 lb	RLNTR3060TF	\$1,420	\$1,550	+ \$220
30"	66"	29"	81 lb	RLNTR3066TF	\$1,435	n/a	+ \$220
30"	72"	29"	85 lb	RLNTR3072TF	\$1,489	\$1,619	+ \$220
30"	84"	29"	94 lb	RLNTR3084TF	\$1,494	n/a	+ \$220

* Flip-top tables are available in 29" seated height only.

** When selecting markerboard, edge color will default to E37 black/U06 black bear.

1. Model Number

EX: RLNTR3072CF

2. Top Finish

Standard Laminate

Izzy+ standard laminate

SurfaceWorks group 1 laminate

see [izzy+ color card](#) for color selection

LDW Markerboard

see upcharge column above

Non-Standard Laminate

call customer service for a quote;
extended lead times may apply.

3. Edge Profile/Finish

2mm ABS Edgeband

Solid Urethane

see [izzy+ color card](#) for color selection

4. Leg Finish

P06	silver (std)	+ \$0
P07	white	+ \$86
P09	charcoal	+ \$86
P10	black	+ \$86
P11	alloy	+ \$86

5. Table Options

CS	casters (std)	+ \$0
GL	glides (opt)	+ \$0
GM	grommets (pair)	+ \$59
(available on tables >36")		

6. Power Options

i10	(Nacre®) flip-up
i20	(Axil® Z) flush-mount
i30	(Mho®) flip-up
see Table Power section for power configuration options and pricing	

7. Table Accessories

Flexible Ganging Bracket (pair)	\$54
Flat Ganging Bracket (pair)	\$54
see Table Options & Accessories section for all available accessories	

DEWEY C-LEG TRAINING TABLE

Pricing

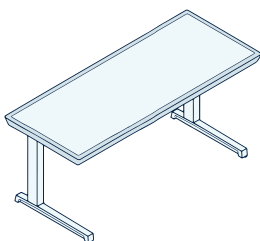
FIXED HEIGHT

EFFECTIVE FEB 1, 2022:
add 10% to all list prices

EFFECTIVE OCT 3, 2022:
add 10% surcharge to all orders

Rectangular

Fixed Height



DEPTH	LENGTH	STD HEIGHT *	WEIGHT	MODEL #	LIST PRICE		LDW MARKER-BOARD **
					2MM EDGE	URETHANE EDGE	
20"	36"	29"	40 lb	RLNTR2036CB	\$756	\$886	+ \$182
20"	48"	29"	49 lb	RLNTR2048CB	\$818	\$948	+ \$182
20"	60"	29"	58 lb	RLNTR2060CB	\$936	\$1,066	+ \$220
20"	66"	29"	63 lb	RLNTR2066CB	\$943	n/a	+ \$220
20"	72"	29"	67 lb	RLNTR2072CB	\$953	\$1,083	+ \$220
20"	84"	29"	76 lb	RLNTR2084CB	\$968	n/a	+ \$220
24"	36"	29"	46 lb	RLNTR2436CB	\$789	\$919	+ \$182
24"	48"	29"	55 lb	RLNTR2448CB	\$851	\$981	+ \$182
24"	60"	29"	64 lb	RLNTR2460CB	\$974	\$1,104	+ \$220
24"	66"	29"	69 lb	RLNTR2466CB	\$980	n/a	+ \$220
24"	72"	29"	73 lb	RLNTR2472CB	\$991	\$1,121	+ \$220
24"	84"	29"	82 lb	RLNTR2484CB	\$996	n/a	+ \$220
27"	36"	29"	52 lb	RLNTR2736CB	\$819	\$949	+ \$182
27"	48"	29"	61 lb	RLNTR2748CB	\$884	\$1,014	+ \$182
27"	54"	29"	66 lb	RLNTR2754CB	\$942	\$1,072	+ \$182
27"	60"	29"	70 lb	RLNTR2760CB	\$954	\$1,084	+ \$220
27"	66"	29"	75 lb	RLNTR2766CB	\$1,002	n/a	+ \$220
27"	72"	29"	79 lb	RLNTR2772CB	\$1,031	\$1,161	+ \$220
27"	84"	29"	88 lb	RLNTR2784CB	\$1,062	n/a	+ \$220
30"	60"	29"	76 lb	RLNTR3060CB	\$1,021	\$1,151	+ \$220
30"	66"	29"	81 lb	RLNTR3066CB	\$1,035	n/a	+ \$220
30"	72"	29"	85 lb	RLNTR3072CB	\$1,088	\$1,218	+ \$220
30"	84"	29"	94 lb	RLNTR3084CB	\$1,095	n/a	+ \$220

* List prices reflect tables with standard 29" table height. See below for optional heights.

** When selecting markerboard, edge color will default to E37 black/U06 black bear.

1. Model Number

EX: RLNTR3066CB

2. Top Finish

Standard Laminate

Izzy+ standard laminate

SurfaceWorks group 1 laminate

see [izzy+ color card](#) for color selection

LDW Markerboard

see upcharge column above

Non-Standard Laminate

call customer service for a quote;

extended lead times may apply.

3. Edge Profile/Finish

2mm ABS Edgeband

Solid Urethane

see [izzy+ color card](#) for color selection

4. Leg Finish

P06	silver (std)	+ \$0
P07	white	+ \$86
P09	charcoal	+ \$86
P10	black	+ \$86
P11	alloy	+ \$86

5. Height Options

04	29" (std)	+ \$0
01	18"	+ \$50
02	21"	+ \$50
03	25"	+ \$50

6. Table Options

GL	glides (std)	+ \$0
CS	casters (opt)	+ \$89
GM	grommets (pair)	+ \$59

(available on tables > 36")

7. Power Options

i10	(Nacre®) flip-up
i20	(Axil® Z) flush-mount
i30	(Mho®) flip-up

see [Table Power](#) section for power configuration options and pricing

8. Table Accessories

flexible ganging bracket (pair)	\$54
flat ganging bracket (pair)	\$54

see [Table Options & Accessories](#) section for all available accessories

8. Aluminum Frame Modesty Panels*

*note: [option](#) that must be ordered with table

MPL Laminate (matches top finish)

36" top length	\$289
48" top length	\$347
54" top length	\$407
60" top length	\$445
66" top length	\$473
72" top length	\$499
84" top length	\$556

MPA Frosted Acrylic

36" top length	\$369
48" top length	\$427
54" top length	\$487
60" top length	\$525
66" top length	\$553
72" top length	\$579
84" top length	\$636

9. Worksurface Mount Modesty Panels*

*note: [accessory](#) that is ordered separately and field installed

see step 2 for laminate selection
see step 3 for 2mm ABS edge selection

Non-Powered or w/On the Fly

RLNMODP36	36" top len.	\$235
RLNMODP48	48" top len.	\$259
RLNMODP54	54" top len.	\$271
RLNMODP60	60" top len.	\$282
RLNMODP66	66" top len.	\$295
RLNMODP72	72" top len.	\$307
RLNMODP84	84" top len.	\$332

w/Move About Consecutive Power (6" undersized)

RLNMODP36P	36" top len.	\$235
RLNMODP48P	48" top len.	\$259
RLNMODP54P	54" top len.	\$271
RLNMODP60P	60" top len.	\$282
RLNMODP66P	66" top len.	\$295
RLNMODP72P	72" top len.	\$307
RLNMODP84P	84" top len.	\$332

DEWEY C-LEG TRAINING TABLE

Pricing

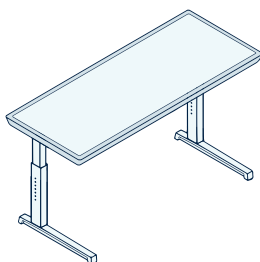
PIN-HEIGHT ADJUSTABLE

EFFECTIVE FEB 1, 2022:
add 10% to all list prices

EFFECTIVE OCT 3, 2022:
add 10% surcharge to all orders

Rectangular

Pin-Height Adjustable



DEPTH	LENGTH	STD HEIGHT RANGE *	WEIGHT	MODEL #	LIST PRICE		LDW MARKER-BOARD **
					2MM EDGE	URETHANE EDGE	
20"	36"	27-33"	42 lb	RLNTR2036CP	\$1,005	\$1,135	+ \$182
20"	48"	27-33"	51 lb	RLNTR2048CP	\$1,064	\$1,194	+ \$182
20"	60"	27-33"	60 lb	RLNTR2060CP	\$1,183	\$1,313	+ \$220
20"	66"	27-33"	65 lb	RLNTR2066CP	\$1,190	n/a	+ \$220
20"	72"	27-33"	69 lb	RLNTR2072CP	\$1,200	\$1,330	+ \$220
20"	84"	27-33"	78 lb	RLNTR2084CP	\$1,215	n/a	+ \$220
24"	36"	27-33"	48 lb	RLNTR2436CP	\$1,033	\$1,163	+ \$182
24"	48"	27-33"	57 lb	RLNTR2448CP	\$1,097	\$1,227	+ \$182
24"	60"	27-33"	66 lb	RLNTR2460CP	\$1,217	\$1,347	+ \$220
24"	66"	27-33"	71 lb	RLNTR2466CP	\$1,227	n/a	+ \$220
24"	72"	27-33"	75 lb	RLNTR2472CP	\$1,239	\$1,369	+ \$220
24"	84"	27-33"	84 lb	RLNTR2484CP	\$1,243	n/a	+ \$220
27"	36"	27-33"	54 lb	RLNTR2736CP	\$1,065	\$1,195	+ \$182
27"	48"	27-33"	63 lb	RLNTR2748CP	\$1,131	\$1,261	+ \$182
27"	54"	27-33"	68 lb	RLNTR2754CP	\$1,189	\$1,319	+ \$182
27"	60"	27-33"	72 lb	RLNTR2760CP	\$1,203	\$1,333	+ \$220
27"	66"	27-33"	77 lb	RLNTR2766CP	\$1,250	n/a	+ \$220
27"	72"	27-33"	81 lb	RLNTR2772CP	\$1,279	\$1,409	+ \$220
27"	84"	27-33"	90 lb	RLNTR2784CP	\$1,308	n/a	+ \$220
30"	60"	27-33"	78 lb	RLNTR3060CP	\$1,268	\$1,398	+ \$220
30"	66"	27-33"	83 lb	RLNTR3066CP	\$1,282	n/a	+ \$220
30"	72"	27-33"	87 lb	RLNTR3072CP	\$1,331	\$1,461	+ \$220
30"	84"	27-33"	96 lb	RLNTR3084CP	\$1,342	n/a	+ \$220

* List prices reflect tables with standard 27"-33" height range. See below for optional height ranges.

** When selecting markerboard, edge color will default to E37 black/U06 black bear.

1. Model Number

EX: RLNTR2466CP

2. Top Finish

Standard Laminate

izzy+ standard laminate

SurfaceWorks group 1 laminate

see [izzy+ color card](#) for color selection

LDW Markerboard

see upcharge column above

Non-Standard Laminate

call customer service for a quote;
extended lead times may apply.

3. Edge Profile/Finish

2mm ABS Edgeband

Solid Urethane

see [izzy+ color card](#) for color selection

4. Leg Finish

P06	silver (std)	+ \$0
P07	white	+ \$86
P09	charcoal	+ \$86
P10	black	+ \$86
P11	alloy	+ \$86

5. Height Options

05	27"-33" (std)	+ \$0
06	18"-24"	+ \$50

6. Table Options

GL	glides (std)	+ \$0
CS	casters (opt)	+ \$89 (not available with 18"-24" ht.)
GM	grommets (pair)	+ \$59 (available on tables > 36")

7. Power Options

i10	(Nacre®) flip-up
i20	(Axil® Z) flush-mount
i30	(Mho®) flip-up

see [Table Power](#) section for power configuration options and pricing

8. Table Accessories

flexible ganging bracket (pair)	\$54
flat ganging bracket (pair)	\$54

see [Table Options & Accessories](#) section for all available accessories

8. Aluminum Frame Modesty Panels*

*note: [option](#) that must be ordered with table

MPL Laminate (matches top finish)

36" top length	\$289
48" top length	\$347
54" top length	\$407
60" top length	\$445
66" top length	\$473
72" top length	\$499
84" top length	\$556

MPA Frosted Acrylic

36" top length	\$369
48" top length	\$427
54" top length	\$487
60" top length	\$525
66" top length	\$553
72" top length	\$579
84" top length	\$636

9. Worksurface Mount Modesty Panels*

*note: [accessory](#) that is ordered separately and field installed

see step 2 for laminate selection
see step 3 for 2mm ABS edge selection

Non-Powered or w/On the Fly

RLNMODP36	36" top len.	\$235
RLNMODP48	48" top len.	\$259
RLNMODP54	54" top len.	\$271
RLNMODP60	60" top len.	\$282
RLNMODP66	66" top len.	\$295
RLNMODP72	72" top len.	\$307
RLNMODP84	84" top len.	\$332

w/Move About Consecutive Power (6" undersized)

RLNMODP36P	36" top len.	\$235
RLNMODP48P	48" top len.	\$259
RLNMODP54P	54" top len.	\$271
RLNMODP60P	60" top len.	\$282
RLNMODP66P	66" top len.	\$295
RLNMODP72P	72" top len.	\$307
RLNMODP84P	84" top len.	\$332

DEWEY C-LEG TRAINING TABLE

Pricing

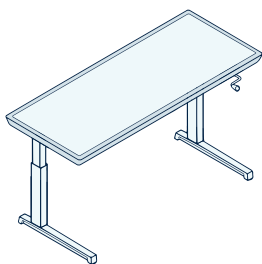
CRANK HEIGHT ADJUSTABLE

EFFECTIVE FEB 1, 2022:
add 10% to all list prices

EFFECTIVE OCT 3, 2022:
add 10% surcharge to all orders

Rectangular

Crank Height Adjustable



DEPTH	LENGTH	HEIGHT RANGE*	WEIGHT	MODEL #	LIST PRICE		LDW MARKER-BOARD **
					2MM EDGE	URETHANE EDGE	
24"	36"	27"-37"	48 lb	RLNTR2436CH	\$1,511	\$1,641	+ \$182
24"	48"	27"-37"	57 lb	RLNTR2448CH	\$1,625	\$1,755	+ \$182
24"	60"	27"-37"	66 lb	RLNTR2460CH	\$1,851	\$1,981	+ \$220
24"	66"	27"-37"	71 lb	RLNTR2466CH	\$1,901	n/a	+ \$220
24"	72"	27"-37"	75 lb	RLNTR2472CH	\$1,910	\$2,040	+ \$220
24"	84"	27"-37"	84 lb	RLNTR2484CH	\$1,920	n/a	+ \$220
27"	36"	27"-37"	54 lb	RLNTR2736CH	\$1,759	\$1,889	+ \$182
27"	48"	27"-37"	63 lb	RLNTR2748CH	\$1,796	\$1,926	+ \$182
27"	54"	27"-37"	68 lb	RLNTR2754CH	\$1,854	\$1,984	+ \$182
27"	60"	27"-37"	72 lb	RLNTR2760CH	\$1,869	\$1,999	+ \$220
27"	66"	27"-37"	77 lb	RLNTR2766CH	\$1,927	n/a	+ \$220
27"	72"	27"-37"	81 lb	RLNTR2772CH	\$1,954	\$2,084	+ \$220
27"	84"	27"-37"	90 lb	RLNTR2784CH	\$1,998	n/a	+ \$220
30"	60"	27"-37"	78 lb	RLNTR3060CH	\$1,950	\$2,080	+ \$220
30"	66"	27"-37"	83 lb	RLNTR3066CH	\$1,968	\$2,098	+ \$220
30"	72"	27"-37"	87 lb	RLNTR3072CH	\$2,046	\$2,176	+ \$220
30"	84"	27"-37"	96 lb	RLNTR3084CH	\$2,038	\$2,168	+ \$220

* 12 crank revolutions yield 1" of height adjustment.

* Crank Height Adjustable available in 27" - 37" overall height range only.

** When selecting markerboard, edge color will default to E37 black/U06 black bear.

1. Model Number

EX: RLNTR2466CP

2. Top Finish

Standard Laminate

Izzy+ standard laminate

SurfaceWorks group 1 laminate

see [izzy+ color card](#) for color selection

LDW Markerboard

see upcharge column above

Non-Standard Laminate

call customer service for a quote;

extended lead times may apply.

3. Edge Profile/Finish

2mm ABS Edgeband

Solid Urethane

see [izzy+ color card](#) for color selection

4. Leg Finish

P06 silver (std) + \$0

P07 white + \$86

P09 charcoal + \$86

P10 black + \$86

P11 alloy + \$86

5. Table Options

GL glides (std) + \$0

CS casters (opt) + \$89

GM grommets (pair) + \$59

(available on tables > 36")

6. Power Options

i10 (Nacre®) flip-up

i20 (Axil® Z) flush-mount

i30 (Mho®) flip-up

see [Table Power](#) section for power configuration options and pricing

7. Table Accessories

Flexible Ganging Bracket (pair) \$54

Flat Ganging Bracket (pair) \$54

see [Table Options & Accessories](#)

section for all available accessories

8. Aluminum Frame Modesty Panels*

*note: [option](#) that must be ordered with table

MPL Laminate (matches top finish)

36" top length \$289

48" top length \$347

54" top length \$407

60" top length \$445

66" top length \$473

72" top length \$499

84" top length \$556

MPA Frosted Acrylic

36" top length \$369

48" top length \$427

54" top length \$487

60" top length \$525

66" top length \$553

72" top length \$579

84" top length \$636

9. Worksurface Mount Modesty Panels*

*note: [accessory](#) that is ordered separately and field installed

see step 2 for laminate selection

see step 3 for 2mm ABS edge selection

Non-Powered or w/On the Fly

RLNMODP36 36" top len. \$235

RLNMODP48 48" top len. \$259

RLNMODP54 54" top len. \$271

RLNMODP60 60" top len. \$282

RLNMODP66 66" top len. \$295

RLNMODP72 72" top len. \$307

RLNMODP84 84" top len. \$332

w/Move About Consecutive Power (6" undersized)

RLNMODP36P 36" top len. \$235

RLNMODP48P 48" top len. \$259

RLNMODP54P 54" top len. \$271

RLNMODP60P 60" top len. \$282

RLNMODP66P 66" top len. \$295

RLNMODP72P 72" top len. \$307

RLNMODP84P 84" top len. \$332

DEWEY C-LEG TRAINING TABLE

Pricing

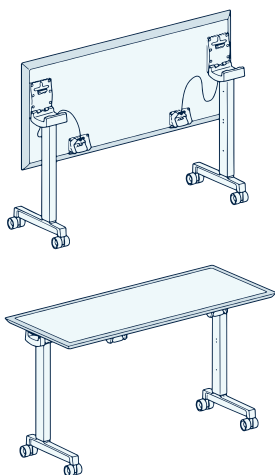
FLIP-TOP

EFFECTIVE FEB 1, 2022:
add 10% to all list prices

EFFECTIVE OCT 3, 2022:
add 10% surcharge to all orders

Rectangular

Flip-Top



DEPTH	LENGTH	HEIGHT *	WEIGHT	MODEL #	LIST PRICE		LDW MARKER-BOARD **
					2MM EDGE	URETHANE EDGE	
20"	36"	29"	40 lb	RLNTR2036CF	\$1,199	\$1,329	+ \$182
20"	48"	29"	49 lb	RLNTR2048CF	\$1,258	\$1,388	+ \$182
20"	60"	29"	58 lb	RLNTR2060CF	\$1,377	\$1,507	+ \$220
20"	66"	29"	63 lb	RLNTR2066CF	\$1,388	n/a	+ \$220
20"	72"	29"	67 lb	RLNTR2072CF	\$1,396	\$1,526	+ \$220
20"	84"	29"	76 lb	RLNTR2084CF	\$1,412	n/a	+ \$220
24"	36"	29"	46 lb	RLNTR2436CF	\$1,228	\$1,358	+ \$182
24"	48"	29"	55 lb	RLNTR2448CF	\$1,291	\$1,421	+ \$182
24"	60"	29"	64 lb	RLNTR2460CF	\$1,415	\$1,545	+ \$220
24"	66"	29"	69 lb	RLNTR2466CF	\$1,425	n/a	+ \$220
24"	72"	29"	73 lb	RLNTR2472CF	\$1,434	\$1,564	+ \$220
24"	84"	29"	82 lb	RLNTR2484CF	\$1,442	n/a	+ \$220
27"	36"	29"	52 lb	RLNTR2736CF	\$1,260	\$1,390	+ \$182
27"	48"	29"	61 lb	RLNTR2748CF	\$1,326	\$1,456	+ \$182
27"	54"	29"	66 lb	RLNTR2754CF	\$1,386	\$1,516	+ \$182
27"	60"	29"	70 lb	RLNTR2760CF	\$1,397	\$1,527	+ \$220
27"	66"	29"	75 lb	RLNTR2766CF	\$1,447	n/a	+ \$220
27"	72"	29"	79 lb	RLNTR2772CF	\$1,473	\$1,603	+ \$220
27"	84"	29"	88 lb	RLNTR2784CF	\$1,507	n/a	+ \$220
30"	60"	29"	76 lb	RLNTR3060CF	\$1,466	\$1,596	+ \$220
30"	66"	29"	81 lb	RLNTR3066CF	\$1,481	n/a	+ \$220
30"	72"	29"	85 lb	RLNTR3072CF	\$1,533	\$1,663	+ \$220
30"	84"	29"	94 lb	RLNTR3084CF	\$1,540	n/a	+ \$220

* flip-top tables are available in 29" seated height only.

** When selecting markerboard, edge color will default to E37 black/U06 black bear.

1. Model Number

EX: RLNTR3072CF

2. Top Finish

Standard Laminate

Izzy+ standard laminate
SurfaceWorks Group 1 Laminate
see [izzy+ color card](#) for color selection

Non-Standard Laminate

Call customer service for a quote;
extended lead times may apply.

LDW Markerboard

see upcharge column above

3. Edge Profile/Finish

2mm ABS Edgeband

Solid Urethane Clara Profile

see [izzy+ color card](#) for color selection

4. Leg Finish

P06	silver (std)	+ \$0
P07	white	+ \$86
P09	charcoal	+ \$86
P10	black	+ \$86
P11	alloy	+ \$86

5. Table Options

CS	casters (std)	+ \$0
GL	glides (opt)	+ \$0
GM	grommets (pair)	+ \$59
(available on tables >36")		

6. Power Options

i10 (Nacre®) flip-up
i20 (Axil® Z) flush-mount
i30 (Mho®) flip-up
see [Table Power](#) section for power configuration options and pricing

7. Table Accessories*

Flexible Ganging Bracket (pair) \$54
Flat Ganging Bracket (pair) \$54
see [Table Options & Accessories](#) section for all available accessories

8. Aluminum Frame Modesty Panels*

*note: [option](#) that must be ordered with table

MPL Laminate (matches top finish)

36" top length	\$289
48" top length	\$347
54" top length	\$407
60" top length	\$445
66" top length	\$473
72" top length	\$499
84" top length	\$556

MPA Frosted Acrylic

36" top length	\$369
48" top length	\$427
54" top length	\$487
60" top length	\$525
66" top length	\$553
72" top length	\$579
84" top length	\$636

DEWEY 6-TOP COLLABORATIVE TABLE

EFFECTIVE FEB 1, 2022:
add 10% to all list prices

EFFECTIVE OCT 3, 2022:
add 10% surcharge to all orders



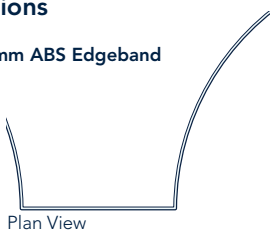
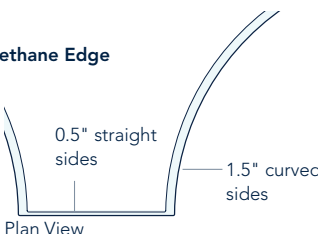
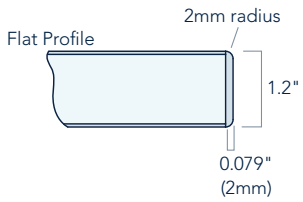
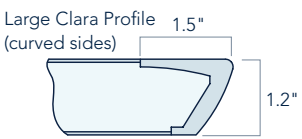
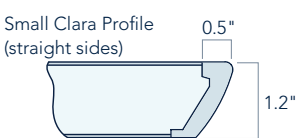
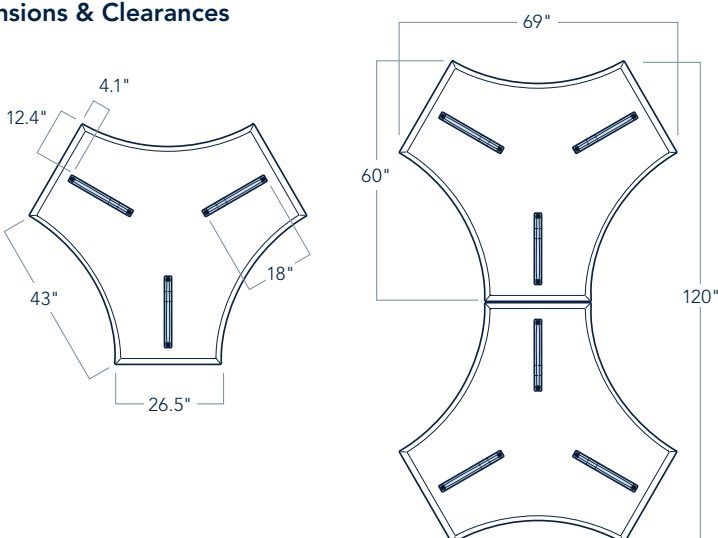
DEWEY 6-TOP COLLABORATIVE TABLE

Specifications

STANDARDS, TOPS, EDGE OPTIONS, DIMENSIONS, LEG CLEARANCES

EFFECTIVE FEB 1, 2022:
add 10% to all list prices

EFFECTIVE OCT 3, 2022:
add 10% surcharge to all orders

<p>Standards</p>	<p>Meets or exceeds applicable ANSI/BIFMA durability and safety standards and is SCS Indoor Advantage Gold certified.</p>
<p>Tops</p>	<p>6-Top Table Tops are 1.2" overall thickness, constructed with high-pressure laminate, particle board core, edged and backed with moisture-resistant coverings to form a completely sealed outside surface.</p>
<p>Edge Options</p> <div><p>2mm ABS Edgeband</p><p>Plan View</p></div> <div><p>Urethane Edge</p><p>Plan View</p></div> <div><p>Flat Profile</p><p>2mm radius 1.2" 0.079" (2mm)</p></div> <div><p>Large Clara Profile (curved sides)</p><p>1.5" 1.2"</p></div> <div><p>Small Clara Profile (straight sides)</p><p>0.5" 1.2"</p></div>	<p>2mm ABS edgeband: (PVC-free) available on all 6-Top Collaborative Tables</p> <p>Urethane Edge : Available on all 6-Top Collaborative Tables as follows: 1.5" depth Clara knife profile on curved sides, and 0.5" depth Clara knife profile on straight sides.</p>
<p>Dimensions & Clearances</p> 	<p>Overall table dimension is 69" x 60", with 43" and 26.5" sides. C-Leg placement allows for adequate knee clearance on all sides.</p>

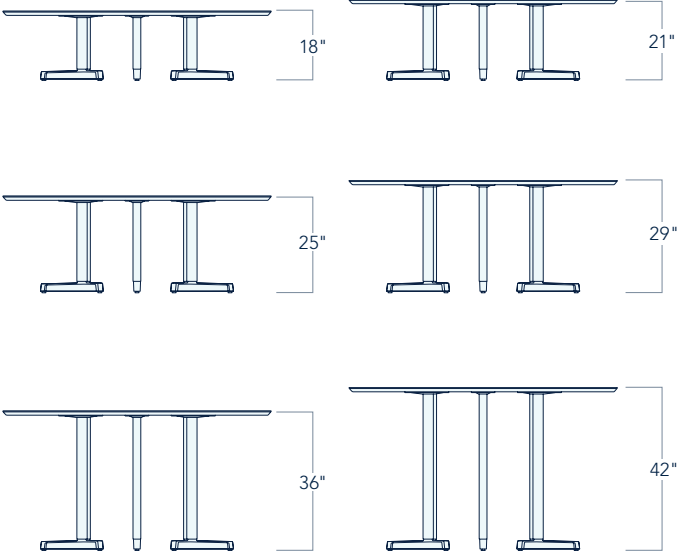
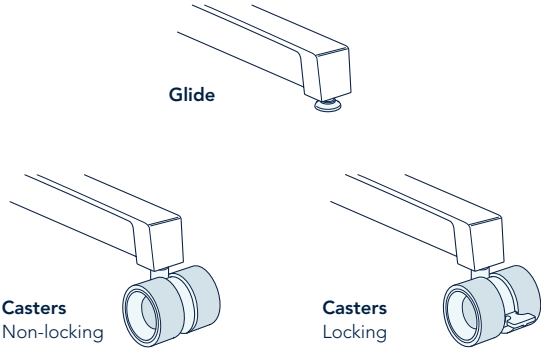
DEWEY 6-TOP COLLABORATIVE TABLE

Specifications

LEG CONSTRUCTION, HEIGHT OPTIONS, GLIDES & CASTERS

EFFECTIVE FEB 1, 2022:
add 10% to all list prices

EFFECTIVE OCT 3, 2022:
add 10% surcharge to all orders

<p>Leg Construction</p>	<p>6-Top Collaborative Table legs are extruded aluminum with 18" cast aluminum foot.</p>
<p>C-Legs/Fixed Height Options</p> 	<p>C-Legs are standard for 6-Top Tables in six fixed overall table heights: 18", 21", 25", 29", 36", and 42".</p>
<p>Glides & Casters</p> 	<p>Glides: 3/4" leveling for uneven floors. Standard on all 6-Top models.</p> <p>Casters: 60mm dual wheel; each model contains three locking and three non-locking casters. Caster finish is two-tone: charcoal with cool-grey interior. Casters are optional on all 6-Top models except 42" Café Height.</p>

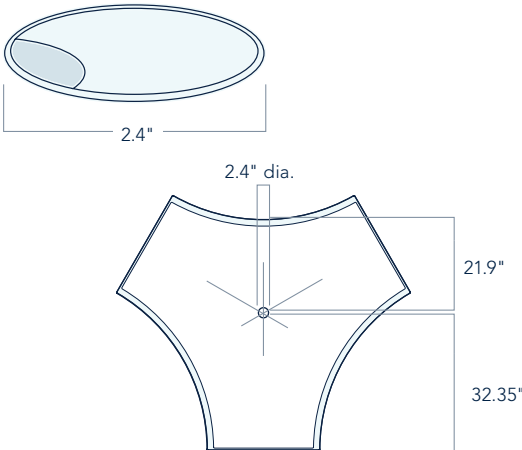
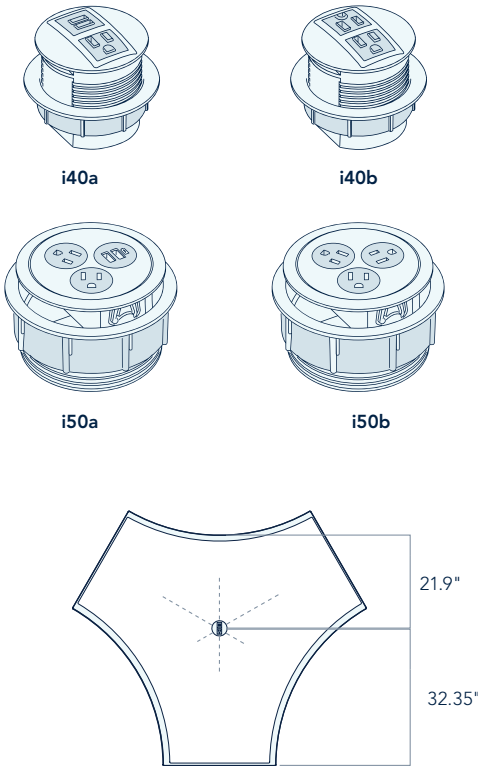
DEWEY 6-TOP COLLABORATIVE TABLE

Specifications

POWER & GROMMET OPTIONS

EFFECTIVE FEB 1, 2022:
add 10% to all list prices

EFFECTIVE OCT 3, 2022:
add 10% surcharge to all orders

<p>Grommets</p> 	<p>One round black grommet (2.4" diameter) is available as an option and is centrally placed.. Grommet includes a liner and cover. Power is not available if Grommet option is selected.</p>
<p>Power Modules</p> 	<p>Power Modules are available as an option with 6-Top Tables and are centrally placed. Grommet is not available if power option is selected.</p> <p>Available Power Modules include the following:</p> <p>i40 (Node®): i40a: 1 receptacle, 1 dual USB-charging (2amp) i40b: 2 receptacles</p> <p>i50 (Eclipse™) i50a: 2 receptacles, 1 dual USB-charging (2amp) i50b: 3 receptacles</p> <p>Please see Table Power section for details, configuration options and pricing.</p>

DEWEY 6-TOP COLLABORATIVE TABLE

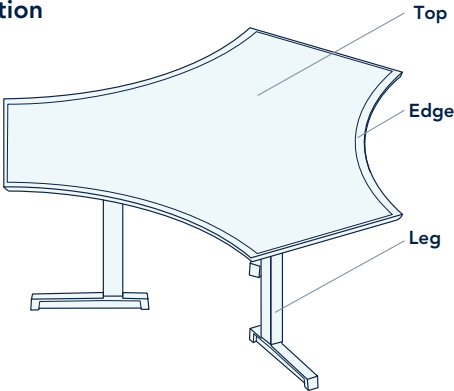
Specifications

FINISH SELECTION, SHIPPING

EFFECTIVE FEB 1, 2022:
add 10% to all list prices

EFFECTIVE OCT 3, 2022:
add 10% surcharge to all orders

Finish Selection



6-Top Collaboration Table Finish Selection: Three components require finish selections. See [izzy+ color card](#) to view color choices for each component.

6-Top Collaboration Table Finish Selection	Laminate	Urethane	2mm ABS Edgeband	Metal
Top	•			
Edge		•	•	
Leg				•

Shipping & Assembly

6-Top Collaborative Tables are shipped knocked down. Legs are shipped assembled. Table tops are pre-drilled for easy assembly to legs. Specifying lower height table legs reduces overall weight by up to two pounds per table.

DEWEY 6-TOP COLLABORATIVE TABLE

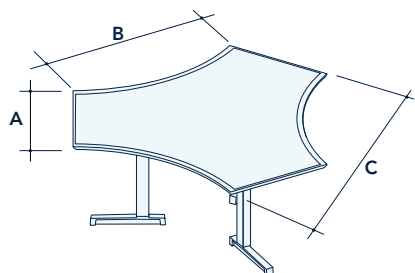
Pricing

FIXED HEIGHT C-LEG

EFFECTIVE FEB 1, 2022:
add 10% to all list prices

EFFECTIVE OCT 3, 2022:
add 10% surcharge to all orders

6-Top



A	B	C	TABLE HEIGHT	WEIGHT	MODEL #	LIST PRICE		LDW MARKER-BOARD *
						2MM EDGE	URETHANE EDGE	
26.5"	43"	60"	18"	92 lb	RLNT6TOPKH	\$1,874	\$2,004	+ \$302
26.5"	43"	60"	21"	94 lb	RLNT6TOPMH	\$1,874	\$2,004	+ \$302
26.5"	43"	60"	25"	95 lb	RLNT6TOPLH	\$1,874	\$2,004	+ \$302
26.5"	43"	60"	29"	96 lb	RLNT6TOPCB	\$1,830	\$1,960	+ \$302
26.5"	43"	60"	36"	98 lb	RLNT6TOPSH	\$1,898	\$2,028	+ \$302
26.5"	43"	60"	42"	99 lb	RLNT6TOPCC	\$1,947	\$2,077	+ \$302

* When selecting markerboard, edge color will default to E37 black/U06 black bear

1. Model Number

EX: RLNTR2466CP

2. Top Finish

Standard Laminate

Izzy+ standard laminate
 SurfaceWorks Group 1 Laminate
 see [izzy+ color card](#) for color selection

Non-Standard Laminate

Call customer service for a quote;
 extended lead times may apply.

LDW Markerboard

see upcharge column above

3. Edge Profile/Finish

2mm ABS Edgeband

Solid Urethane

see [izzy+ color card](#) for color selection

4. Leg Finish

P06	silver (std)	+ \$0
P07	white	+ \$86
P09	charcoal	+ \$86
P10	black	+ \$86
P11	alloy	+ \$86

5. Table Options

GL	glides (std)	+ \$0
CS	casters (opt)	+ \$134
	not available with 42" height	
GM	grommet	+ \$59

6. Power Options

i40 (Node) round, flush-mount
 i50 (Eclipse) round, w/ rotating plate
 see [Table Power](#) section for power configuration options and pricing
 (power not available with grommet)

7. Table Accessories

flexible ganging bracket (pair) \$54
 flat ganging bracket (pair) \$54
 see [Table Options & Accessories](#) section for all available accessories

DEWEY X-BASE COMPANION TABLE

EFFECTIVE FEB 1, 2022:
add 10% to all list prices

EFFECTIVE OCT 3, 2022:
add 10% surcharge to all orders



DEWEY X-BASE COMPANION TABLE

Specifications

STANDARDS, TOPS, EDGE OPTIONS, HEIGHT OPTIONS

EFFECTIVE FEB 1, 2022:
add 10% to all list prices

EFFECTIVE OCT 3, 2022:
add 10% surcharge to all orders

Standards	X-Base Companion Table meets or exceeds applicable ANSI/BIFMA durability and safety standards and is SCS Indoor Advantage Gold certified.								
Tops	X-Base Companion Table Tops are are 1.2" overall thickness, constructed with high-pressure laminate, particle board core, edged and backed with moisture-resistant coverings to form a completely sealed outside surface.								
Shape & Size Options	<div><div>Shape & Size Options</div><div><div>Square</div><div><div><div>27"x 27"</div><div>36"x 36"</div><div>42"x 42"</div></div><div>Round</div><div><div><div>27" dia</div><div>36" dia</div><div>42" dia</div><div>48" dia</div></div></div></div></div><div><div>X-Base Companion Tables are available in Squares: 27x27", 36x36", & 42x42" and Rounds: 27" dia, 36" dia, 42" dia & 48" dia.</div></div></div>								
Height Options	<div><div>Height Options</div><div><div><div><div><div></div></div><div>42" café height</div></div><div><div><div></div></div><div>29" seated height</div></div></div></div><div><div>X-Base Companion Tables are available in six fixed table heights: 29" (standard), 18", 25", 36", and 42" (optional).</div><table><tr><th>X-Base Companion Table Heights</th><th>Standard Table Height</th><th>Optional Table Heights</th></tr><tr><td>Fixed Height</td><td>29"</td><td>18", 21", 25", 36" & 42"</td></tr></table></div></div>			X-Base Companion Table Heights	Standard Table Height	Optional Table Heights	Fixed Height	29"	18", 21", 25", 36" & 42"
X-Base Companion Table Heights	Standard Table Height	Optional Table Heights							
Fixed Height	29"	18", 21", 25", 36" & 42"							

DEWEY X-BASE COMPANION TABLE

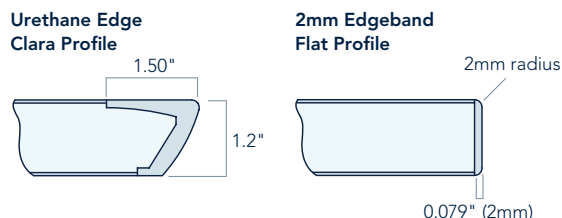
Specifications

BASE, GLIDES, FINISH SELECTION, SHIPPING

EFFECTIVE FEB 1, 2022:
add 10% to all list prices

EFFECTIVE OCT 3, 2022:
add 10% surcharge to all orders

Edge Options



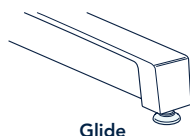
2mm ABS Edgeband (PVC-free) available on all X-Base Companion Tables.

Urethane Edge in Clara knife profile is available on all X-Base Companion Tables.

X-Base Construction

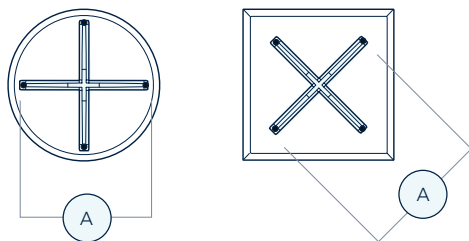
Companion Table X-Base is extruded aluminum with a cast aluminum foot.

Glides



Glides: 3/4" leveling for uneven floors. Casters are not available on X-Base Companion Tables


Base Dimensions



The 27" X-Base Companion Tables have a **foot diameter** of 26.75". The 36", 42" and 48" tables have a **foot diameter** of 35.75".

X-Base Foot Sizes				
Table Size:	27"	36"	42"	48"
Round	26.75"	35.75"	35.75"	35.75"
Square	26.75"	35.75"	35.75"	n/a

Finish Selection



Finish Selection: Three X-Base Companion Table components require finish selections. See [izzy+ color card](#) to view color choices for each component.

Companion Table Finish Selection	Laminate	Urethane	2mm ABS Edgeband	Metal
Top	•			
Edge		•	•	
Base				•

Shipping & Assembly

X-Base Companion Tables are **shipped knocked down**. **Legs are shipped assembled**. Table tops are pre-drilled for easy assembly to legs. Specifying lower height table legs, reduces overall weight by up to two pounds per table.

DEWEY X-BASE COMPANION TABLE

Pricing

ROUND & SQUARE

EFFECTIVE FEB 1, 2022:
add 10% to all list prices

EFFECTIVE OCT 3, 2022:
add 10% surcharge to all orders

Round



DIAMETER	STANDARD HEIGHT *	WEIGHT	MODEL #	LIST PRICE		LDW MARKER-BOARD **
				2MM EDGE	URETHANE EDGE	
27"	29"	42 lb	RLNTRND27XB	\$883	\$1,013	+ \$182
36"	29"	59 lb	RLNTRND36XB	\$954	\$1,084	+ \$182
42"	29"	71 lb	RLNTRND42XB	\$1,085	\$1,215	+ \$220
48"	29"	84 lb	RLNTRND48XB	\$1,193	\$1,323	+ \$220

* List prices reflect tables with standard 29" height. See below for optional heights.

** When selecting markerboard, edge color will default to E37 black/U06 black bear.

Square



SIZE	STANDARD HEIGHT *	WEIGHT	MODEL #	LIST PRICE		LDW MARKER-BOARD **
				2MM EDGE	URETHANE EDGE	
27" x 27"	29"	47 lb	RLNTSQ27XB	\$883	\$1,013	+ \$182
36" x 36"	29"	68 lb	RLNTSQ36XB	\$954	\$1,084	+ \$182
42" x 42"	29"	83 lb	RLNTSQ42XB	\$1,085	\$1,215	+ \$220

* List prices reflect tables with standard 29" height. See below for optional heights.

** When selecting markerboard, edge color will default to E37 black/U06 black bear.

1. Model Number

EX: RLNTSQ27XB

2. Top Finish

Standard Laminate

Izzy+ standard laminate
 SurfaceWorks Group 1 Laminate
 see [izzy+ color card](#) for color selection

Non-Standard Laminate

Call customer service for a quote;
 extended lead times may apply.

LDW Markerboard

see upcharge column above

3. Edge Profile/Finish

MM 2mm ABS Edgeband

LD Solid Urethane

see [izzy+ color card](#) for color selection

4. Base Finish

P06	silver (std)	+ \$0
P07	white	+ \$86
P09	charcoal	+ \$86
P10	black	+ \$86
P11	alloy	+ \$86

5. Height Options

12	29" (std)	+ \$0
09	18"	+ \$50
10	21"	+ \$50
11	25"	+ \$50
13	36"	+ \$50
14	42"	+ \$50

DEWEY TABLE OPTIONS & ACCESSORIES

EFFECTIVE FEB 1, 2022:
add 10% to all list prices

EFFECTIVE OCT 3, 2022:
add 10% surcharge to all orders



DEWEY TABLE OPTIONS & ACCESSORIES

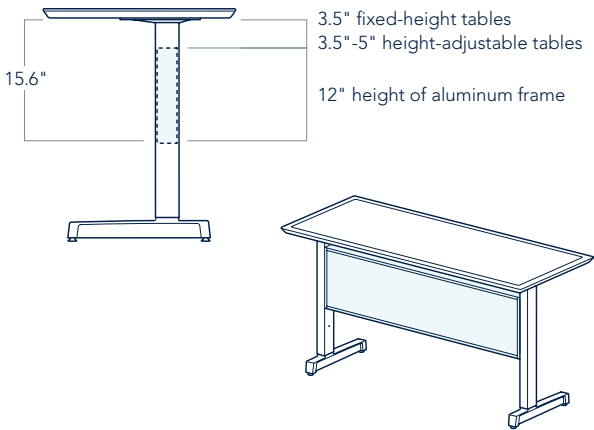
Specifications

MODESTY PANELS

EFFECTIVE FEB 1, 2022:
add 10% to all list prices

EFFECTIVE OCT 3, 2022:
add 10% surcharge to all orders

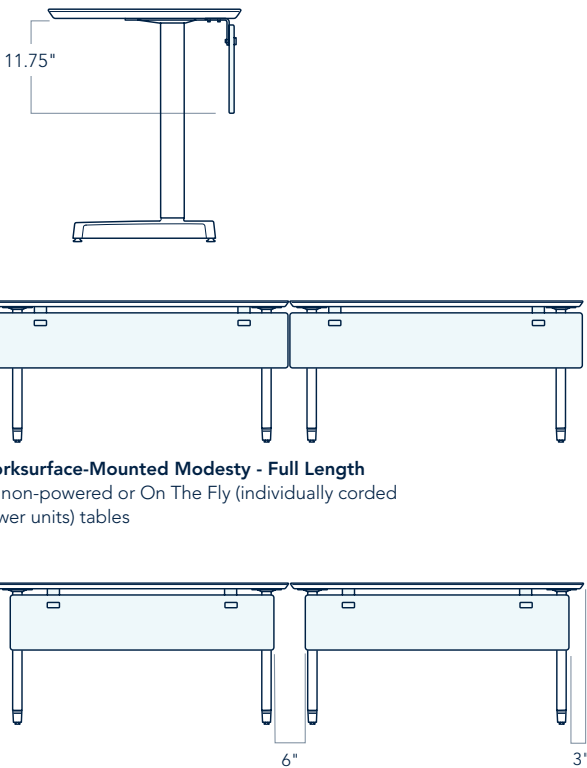
Aluminum Frame Modesty Panels (Table Option)



Factory installed, the optional **Aluminum Frame Modesty Panel** attaches to Training Table legs. Available in laminate or frosted acrylic infills. Grain direction of laminate is horizontal.

Available as an option with the following C-Leg Training Tables only: fixed 29" height, pin-height adjustable (27"-33" range only), crank-height adjustable, and flip-top. **Must be ordered with the table.**

Worksurface-Mounted Modesty Panels (Table Accessory)



Worksurface-Mounted Modesty - Full Length
for non-powered or On The Fly (individually corded power units) tables

Worksurface-Mounted Modesty 6" undersize
for Move About (consecutively powered) tables

Worksurface-Mounted Modesty Panel is an accessory that can be ordered separate from the table, and is field installed. It has 2mm ABS edgeband and visible steel mounting hardware that fastens to underside of worksurface.

Panel is 11" high and hangs 3/4" below worksurface. Not available with the Stay Put Power/Data Trough.

Tables with consecutively powered (Move About) connections require a 6" gap between modesty panels.

Available as an accessory with the following C-Leg Training Tables only: fixed height, pin-height adjustable and crank-height adjustable.

Available in laminate. Grain direction is horizontal.

DEWEY TABLE OPTIONS & ACCESSORIES

Specifications

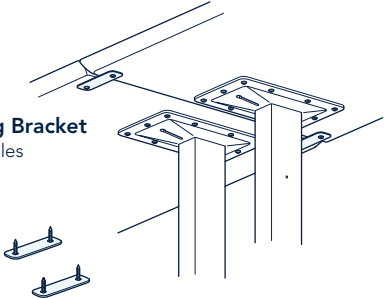
GANGING BRACKETS & WIRE MANAGEMENT

EFFECTIVE FEB 1, 2022:
add 10% to all list prices

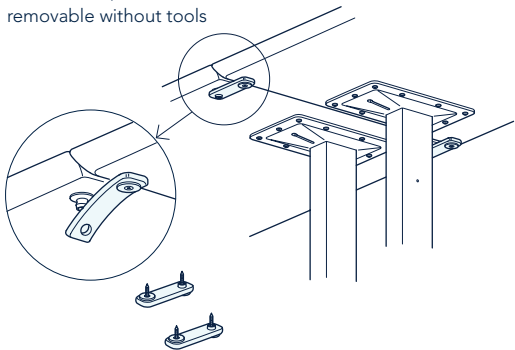
EFFECTIVE OCT 3, 2022:
add 10% surcharge to all orders

Ganging Brackets

Flat Ganging Bracket
connecting tables
that Stay Put



Flexible Ganging Bracket
connecting tables that
Move About; the bracket is
removable without tools



Dewey Training Tables and 6-Top Collaborative Tables are pre-drilled to accept ganging brackets, either flat or flexible. Ganging brackets are required for all table-to-table power configurations (Move About and Stay Put).

Flat ganging bracket attaches to underside of worksurface. Tools required to detach. Black only.

Flexible ganging bracket attaches to underside of worksurface. No tools required to detach. Black only.

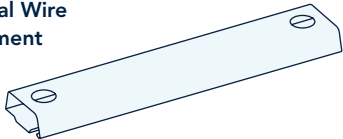
Ganging brackets are sold in sets of two, and can be ordered as an accessory separate from the table. Two ganging brackets are required for each connection.

Wire Management

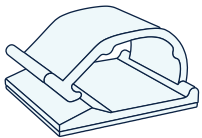
Vertical Wire Management Trough



Horizontal Wire Management Trough



Wire Management Clips



Vertical Wire Management Trough: Available as an accessory. Extruded plastic trough routes power along table leg (18" L). Adhesive firmly secures trough to side of leg. The inside cross-sectional dimensions are 2.35"W by 1"D. Available in satin silver, or black.

Horizontal Wire Management Trough: Extruded plastic trough carries power and data underneath worksurface. Ships in two sections to accommodate grommets and integrated power. The inside cross-sectional dimensions are 2.35"W by 1"D. Trough is fastened with adhesive tape, and allows screws to be inserted every 12" for additional strength. Available for all rectangular table lengths.
for 36" L tables, kit includes one 14" L trough
for 48" L and 60" L tables, kit includes two 14" L troughs
for 72" L tables, kit includes two 26" L troughs

Wire Management Clips: Durable plastic clips manage power module cables underneath the worksurface. Fastened with adhesive tape (5 per package, black only).

DEWEY TABLE OPTIONS & ACCESSORIES

Specifications

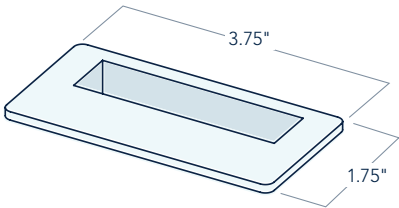
GROMMETS, GLIDES, CASTERS

EFFECTIVE FEB 1, 2022:
add 10% to all list prices

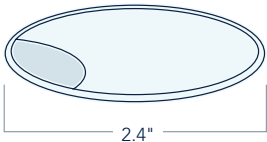
EFFECTIVE OCT 3, 2022:
add 10% surcharge to all orders

Grommets

Training Table
Grommet



6-Top Collaborative
Table Grommet

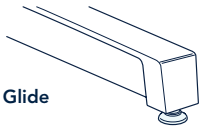


Grommets are a factory installed option on all Training Tables and 6-Top Collaborative Tables.

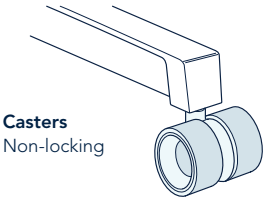
Training Table Grommets: Two black rectangular grommets (3.75" L x 1.75" D) are installed at rear-left and right, 14" apart on center. Each Grommet includes a liner and cover. See [Training Table Section](#) for specifications and pricing. Must be ordered with table.

6-Top Collaborative Table Grommets: One black round grommet (2.4" diameter) is available as an option and is centrally placed.. Grommet includes a liner and cover. Power is not available if Grommet option is selected. See [6-Top Collaborate Table Section](#) for specifications and pricing. Must be ordered with table.

Glides & Casters



Glide



Casters
Non-locking



Casters
Locking

Glides: 3/4" leveling for uneven floors. Standard all tables except optional for Flip-Top Training Table.

Casters: Factory installed, optional on all Training Tables and 6-Top Collaborative Tables except standard for Flip-Top Training Table. 60mm dual wheel; each Training Table model contains two locking and two non-locking; each 6-Top Table contains 3 locking and 3 non-locking. Two-tone caster: charcoal with cool-grey interior. See table pricing pages for pricing. Must be ordered with table.

DEWEY TABLE OPTIONS & ACCESSORIES

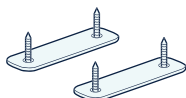
Pricing

GANGING BRACKETS, WIRE MANAGEMENT

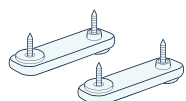
EFFECTIVE FEB 1, 2022:
add 10% to all list prices

EFFECTIVE OCT 3, 2022:
add 10% surcharge to all orders

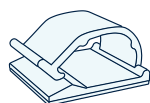
Flat Ganging Bracket



Flexible Ganging Bracket



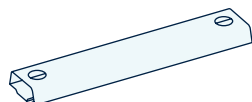
Wire Management Clips



Vertical Wire Management Trough



Horizontal Wire Management Trough



PRODUCT DESCRIPTION	QTY IN PACKAGE	MODEL #	LIST PRICE
flat ganging bracket	2	PWRFLATG	\$54
flexible ganging bracket	2	PWRFLEXG	\$54
wire management clip	5	PWRWMCLIP	\$12
18" vertical wire management trough T95 black	1	RLNVWMT.T95	\$31
18" vertical wire management trough T96 satin silver	1	RLNVWMT.T96	\$31
horizontal wire management trough kit 34" & 36" tables	1 14" trough	RLNWMT36	\$40
horizontal wire management trough kit 48", 54" & 60" tables	2 14" troughs	RLNWMT60	\$80
horizontal wire management trough kit 66", 72" & 84" tables	2 26" troughs	RLNWMT84	\$80

DEWEY TABLE OPTIONS & ACCESSORIES

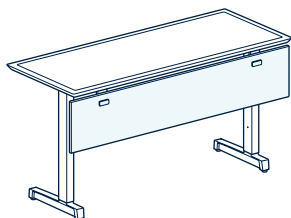
Pricing

WORKSURFACE-MOUNT MODESTY PANELS (ACCESSORY)

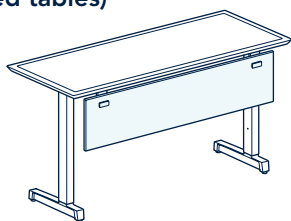
EFFECTIVE FEB 1, 2022:
add 10% to all list prices

EFFECTIVE OCT 3, 2022:
add 10% surcharge to all orders

Full-Length Modesty Panel



6" Undersized Modesty Panel (consecutively powered tables)



PRODUCT DESCRIPTION	TABLE LENGTH	MODESTY PANEL LENGTH	MODEL #	LIST PRICE
Worksurface-Mounted Full-Length Modesty Panel for non-powered or On The Fly tables (modesty panels are same length as table)	36"	36"	RLNMODP36	\$235
	48"	48"	RLNMODP48	\$259
	54"	54"	RLNMODP54	\$271
	60"	60"	RLNMODP60	\$282
	66"	66"	RLNMODP66	\$295
	72"	72"	RLNMODP72	\$307
	84"	84"	RLNMODP84	\$332
Worksurface-Mounted Undersized Modesty Panel for Move About consecutively powered tables (requires 6" gap between modesty panels)	36"	30"	RLNMODP36P	\$235
	48"	42"	RLNMODP48P	\$259
	54"	48"	RLNMODP54P	\$271
	60"	54"	RLNMODP60P	\$282
	66"	60"	RLNMODP66P	\$295
	72"	66"	RLNMODP72P	\$307
	84"	78"	RLNMODP84P	\$332

Available as a field installed accessory with the following rectangular C-Leg tables only:
 fixed height, pin-height adjustable and crank-height adjustable.

1. Model Number EX: RLNMODP60

2. Modesty Panel Laminate Finish

Standard Laminate
 Izzy+ standard laminate
 SurfaceWorks Group 1 Laminate
 see [izzy+ color card](#) for color selection

Non-Standard Laminate
 Call customer service for a quote;
 extended lead times may apply.

Note: grain direction runs horizontally.

3. Modesty Panel Edge Finish

2mm ABS Edgeband
 see [izzy+ color card](#) for color selection

4. Modesty Panel Bracket Finish

P06	silver (std)	+ \$0
P07	white	+ \$86
P09	charcoal	+ \$86
P10	black	+ \$86
P11	alloy	+ \$86

DEWEY TABLE OPTIONS & ACCESSORIES

Pricing

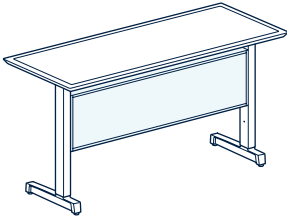
ALUMINUM FRAME MODESTY PANELS (TABLE OPTION)

EFFECTIVE FEB 1, 2022:
add 10% to all list prices

EFFECTIVE OCT 3, 2022:
add 10% surcharge to all orders

Aluminum Frame
Modesty Panel*

*note: factory installed
option; must be ordered
with table



PRODUCT DESCRIPTION	TABLE LENGTH	MODESTY PANEL LENGTH	LIST PRICE
MPL Aluminum Frame Modesty Panel Laminate Infill	36"	25"	\$289
	48"	37"	\$347
	54"	43"	\$407
	60"	49"	\$445
	66"	55"	\$473
	72"	61"	\$499
	84"	73"	\$556
MPA Aluminum Frame Modesty Panel Frosted Acrylic Infill	36"	25"	\$369
	48"	37"	\$427
	54"	43"	\$487
	60"	49"	\$525
	66"	55"	\$553
	72"	61"	\$579
	84"	73"	\$636

Available with the following rectangular C-Leg tables only: 29" fixed height, pin-height adjustable (27" - 33" range only), crank-height adjustable and Flip-Top.
Factory installed option; must be ordered with table

1. Model Number
EX: MPA72

2. Modesty Panel
Laminate Finish
(for laminate infill models)
Laminate matches the table top

DEWEY TABLE POWER

EFFECTIVE FEB 1, 2022:
add 10% to all list prices

EFFECTIVE OCT 3, 2022:
add 10% surcharge to all orders



DEWEY TABLE POWER

Overview

POWER SOLUTION OPTIONS

EFFECTIVE FEB 1, 2022:
add 10% to all list prices

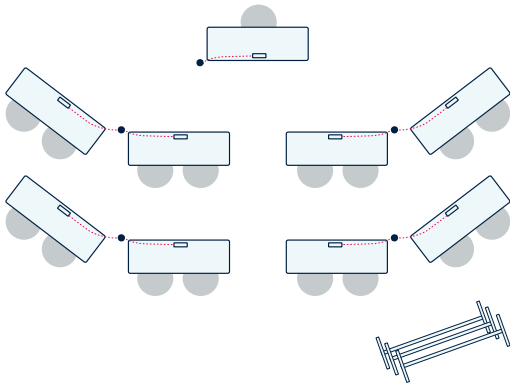
EFFECTIVE OCT 3, 2022:
add 10% surcharge to all orders

Flexibility	On the Fly	Move About	Stay Put	Stay Put NYC
data*	N	N	Y	Y
electrician needed	N	N	Y	Y
cost	\$	\$\$	\$\$\$	\$\$

*Stay Put Power Data Trough Kit accommodates data configurations.
Data jack adapters included. Customer provides data jacks and cording.

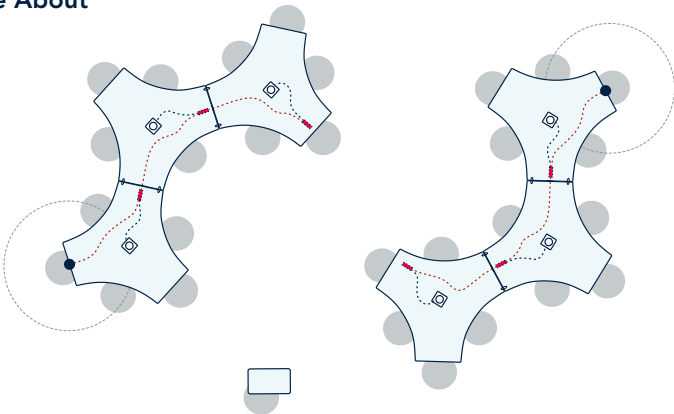
Three different types of power solutions are available. To select the best solution for the space or application, identify how different power needs impact configuration options. **Table-to-table power** requires ganging. Adding ganging and consecutively connected power minimizes flexibility.

On the Fly



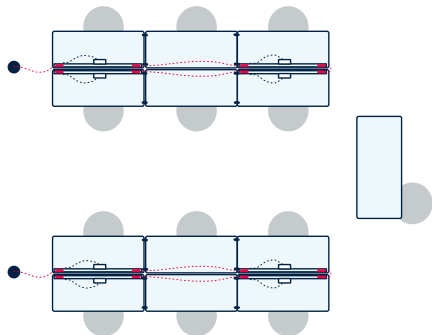
Highly mobile reconfigurations provide maximum flexibility and the option to reconfigure on the fly, sometimes multiple times per day. Select furniture with more flexibility and/or space saving features that flip or nest. Solutions include surface-mounted power modules that are easily plugged in to a floor receptacle, or no power at all.

Move About



Moderate reconfigurations focus on shifting teaching and learning methods with more furniture movement and moderate flexibility. The power solutions are easy and intuitive for the end user that requires minimal power and data requirements, with heavier focus on charging end user devices. Power components and ganging mechanisms are easier to disconnect (without tools) for occasional reconfiguration.

Stay Put



Stationary configurations with hardwired power troughs have less flexibility and often focus on traditional training applications (computer labs) with heavier technology, power, and data needs. Furniture may be moved for building maintenance. Limitations on power access locations (infeeds) may be present in the space. Stay Put NYC fully hardwired options are also available.

DEWEY TABLE POWER

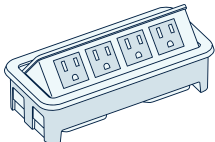
Specifications

POWER MODULES

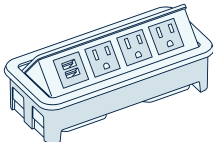
EFFECTIVE FEB 1, 2022:
add 10% to all list prices

EFFECTIVE OCT 3, 2022:
add 10% surcharge to all orders

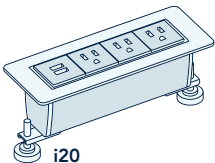
Training Table Power Modules



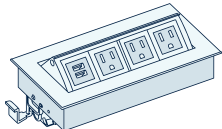
i10a



i10b



i20



i30

i10 (Nacre®): 4 port, flip-up module.

Bezel size: 7.25" L x 3-5/16" W

Finishes: AV: white, high gloss

C: black, high gloss

Configurations: i10a: 4 receptacles, only available with On the Fly

i10b: 3 receptacles, 1 dual USB-charging (2amp)

i20 (Axil® Z): 4 port, flush-mount module.

Bezel size: 8.125" L x 3" W

Finishes: Z07: White

Z06: Black

Configuration: 3 receptacles, 1 dual USB-charging (2amp)

i30 (Mho®) – 4 port, flip-up module.

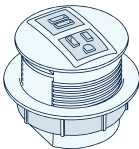
Bezel size: 8.3" L x 4-7/16" W

Finish: EFA Anodized Aluminum with gray windows/USB,
black simplex

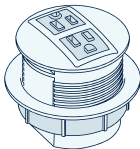
Configuration: 3 receptacles, 1 dual USB-charging (2amp)

NOTE: On the Fly and Stay Put power modules for rectangular tables have a standard 15amp, 72" L cord.

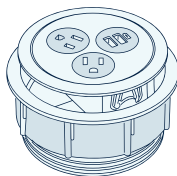
6-Top Table Power Modules



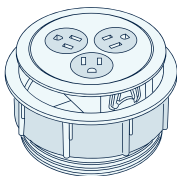
i40a



i40b



i50a



i50b

i40 (Node®): 2 port, flush-mount module.

Bezel size: 4" diameter

Finish: DZC: Metallic Silver with black simplex and
USB inserts

Configurations: i40a: 1 receptacle, 1 dual USB-charging (2amp)

i40b: 2 receptacles

i50 (Eclipse™): 3 port, flush-mount module.

Bezel size: 5.5" diameter

Finishes: Z131 white soft touch

Z130 black soft touch

Configurations: i50a: 2 receptacles, 1 dual USB-charging (2amp)

i50b: 3 receptacles

NOTE: On the Fly and Stay Put power modules for 6-Top tables have a standard 15amp, 120" L cord.

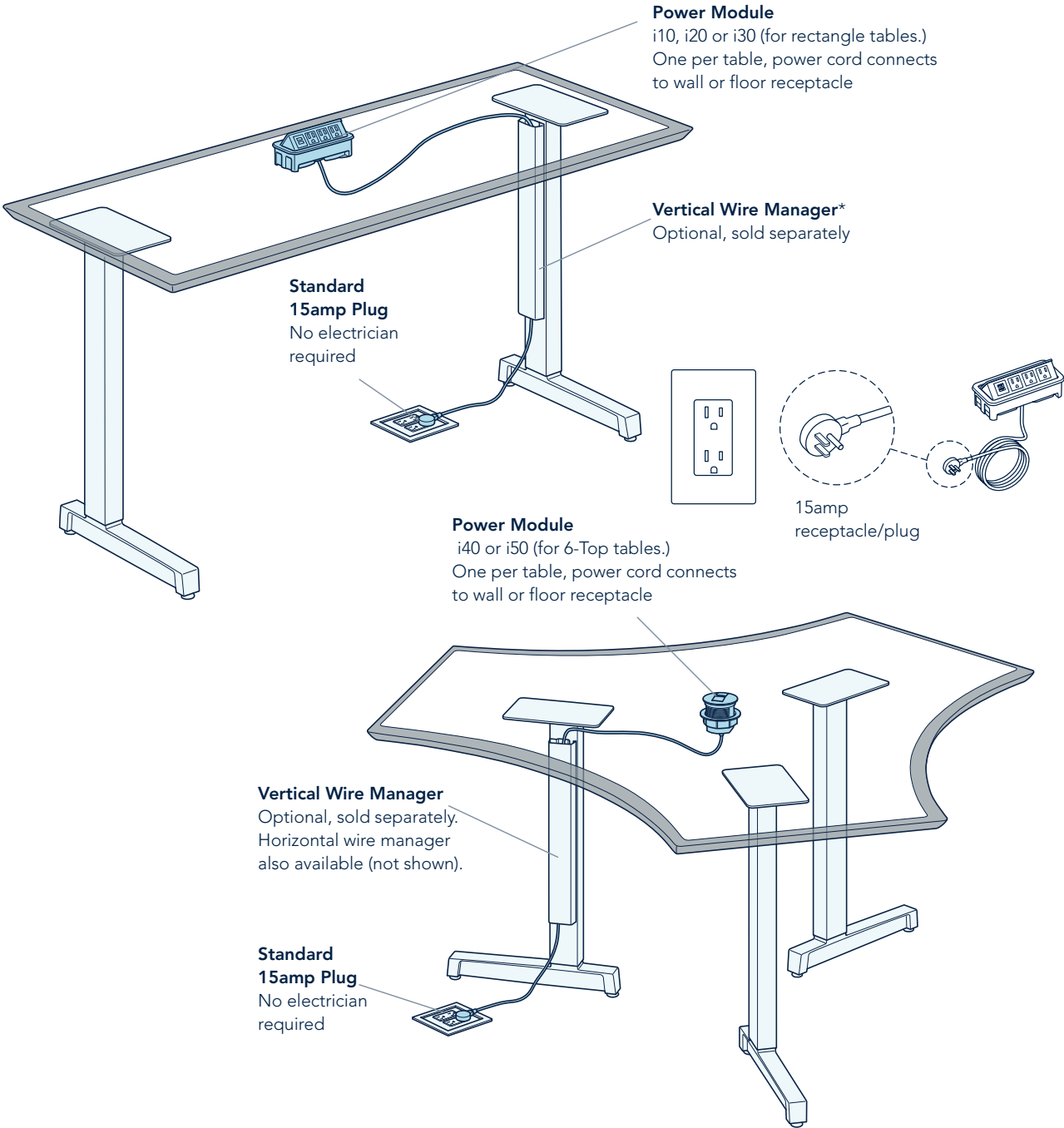
DEWEY "ON THE FLY" CORDED POWER
Specifications

EFFECTIVE FEB 1, 2022:
add 10% to all list prices

EFFECTIVE OCT 3, 2022:
add 10% surcharge to all orders

Corded power modules for maximum flexibility - reconfigure multiple times per day

Highly mobile reconfigurations provide maximum flexibility and the option to reconfigure on the fly, sometimes multiple times per day. Select furniture with more flexibility and/or space saving features that flip or nest. Solutions include surface-mounted power modules that are easily plugged in to a floor receptacle. On The Fly power modules are UL listed.



DEWEY "ON THE FLY" CORDED POWER

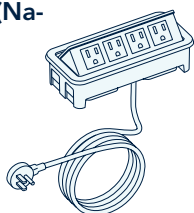
Pricing

POWER MODULES

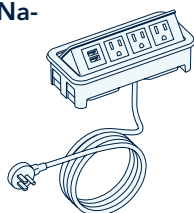
EFFECTIVE FEB 1, 2022:
add 10% to all list prices

EFFECTIVE OCT 3, 2022:
add 10% surcharge to all orders

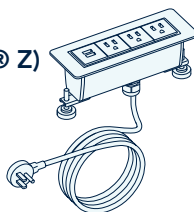
i10a (Nacre®)



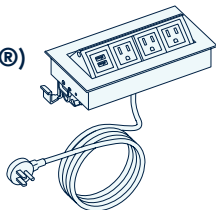
i10b (Nacre®)



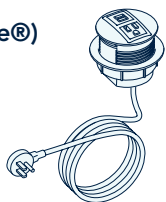
i20 (Axil® Z)



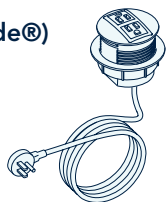
i30 (Mho®)



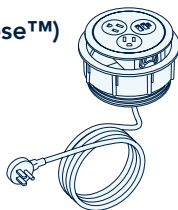
i40a (Node®)



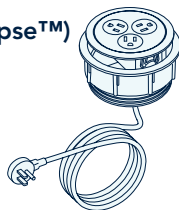
i40b (Node®)



i50a (Eclipse™)



i50b (Eclipse™)



PRODUCT DESCRIPTION	TABLE SHAPE	COLOR	MODEL #	LIST PRICE
i10a (Nacre®) 4 power 72" cord	rectangle	AV white high gloss	PWRi10aOF.AV	\$432
		C black high gloss	PWRi10aOF.C	\$432
i10b (Nacre®) 3 power, 1 dual USB 72" cord	rectangle	AV white high gloss	PWRi10bOF.AV	\$536
		C black high gloss	PWRi10bOF.C	\$536
i20 (Axil® Z) 3 power, 1 dual USB 72" cord	rectangle	Z07 white	PWRi20OF.Z07	\$668
		Z06 black	PWRi20OF.Z06	\$668
i30 (Mho®) 3 power, 1 dual USB 72" cord	rectangle	EFA anodized aluminum w/gray windows & USB black simplex	PWRi30OF.EFA	\$698
i40a (Node®) 1 power, 1 dual USB 120" cord	6-Top	DZC metallic silver w/black simplex & USB inserts	PWRi40aOF.DZC	\$404
i40b (Node®) 2 power 120" cord	6-Top	DZC metallic silver w/black simplex & USB inserts	PWRi40bOF.DZC	\$279
i50a (Eclipse™) 2 power, 1 dual USB 120" cord	6-Top	Z130 black soft touch	PWRi50aOF.Z130	\$514
		Z131 white soft touch	PWRi50aOF.Z131	\$514
i50b (Eclipse™) 3 power 120" cord	6-Top	Z130 black soft touch	PWRi50bOF.Z130	\$396
		Z131 white soft touch	PWRi50bOF.Z131	\$396

Order one corded power module for each powered table.
 Available on Training or 6-Top tables only.
 Power modules are UL listed.

DEWEY "MOVE ABOUT" INTERLINK IQ POWER
Specifications

EFFECTIVE FEB 1, 2022:
add 10% to all list prices

EFFECTIVE OCT 3, 2022:
add 10% surcharge to all orders

Moderate flexibility for occasionally reconfigured applications

Focus on shifting teaching and learning methods with more furniture movement and moderate flexibility. The Interlink IQ® power solutions are easy and intuitive for the end user that requires minimal power and data requirements, with heavier focus on charging end user devices. Power components and ganging mechanisms are easier to disconnect (without tools) for occasional reconfiguration. UL recognized.

Pass-Through
Connector Kit

Use to pass power through a non-powered table that is positioned between two powered tables, or to extend power between two power modules that are greater than 60" apart (counts as one module)

Flexible Ganging
Bracket

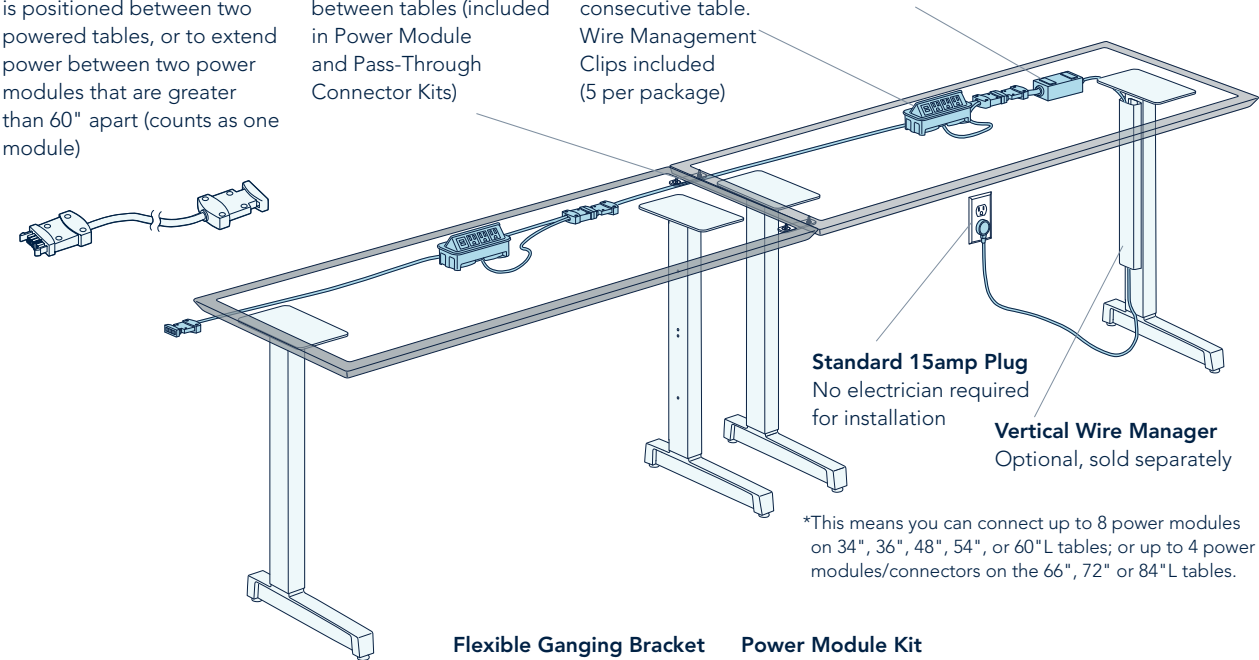
Pair required per table when distributing power between tables (included in Power Module and Pass-Through Connector Kits)

Power Module Kit

i10, i20 or i30
One per table, connects to Starter Box and consecutive table. Wire Management Clips included (5 per package)

Starter Box

Connect up to 8 Power Modules and/or Pass-Through Connector Kits on one Starter Box*



*This means you can connect up to 8 power modules on 34", 36", 48", 54", or 60" L tables; or up to 4 power modules/connectors on the 66", 72" or 84" L tables.

Starter Box

Connect up to 8 Power Modules and/or Pass-Through Connector Kits on one Starter Box*

Flexible Ganging Bracket

Pair required per table when distributing power between tables (included in Power Module and Pass-Through Connector Kits)

Power Module Kit

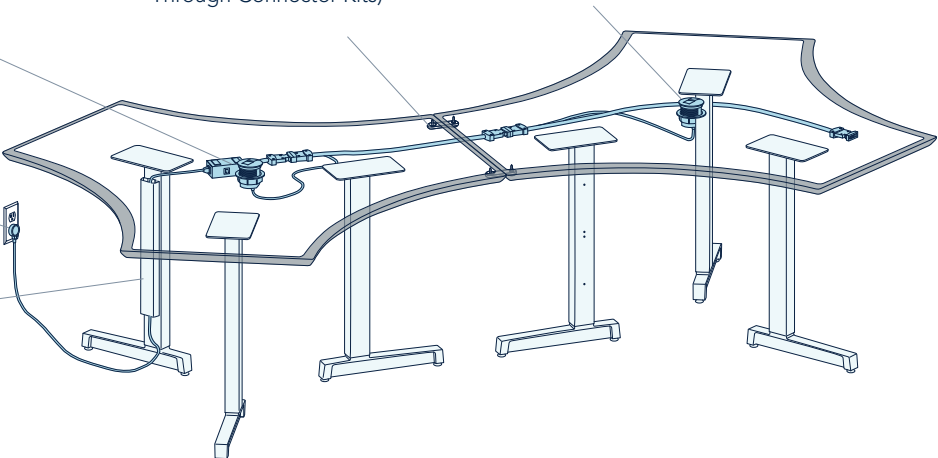
i40 or i50, one per table, connects to Starter Box and consecutive table. Wire Management Clips included (5 per package)

Standard
15amp Plug

No electrician required

Vertical Wire Manager

Optional, sold separately



DEWEY "MOVE ABOUT" INTERLINK IQ POWER

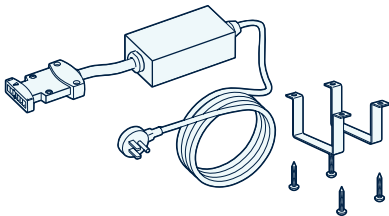
Specifications

POWER COMPONENTS

EFFECTIVE FEB 1, 2022:
add 10% to all list prices

EFFECTIVE OCT 3, 2022:
add 10% surcharge to all orders

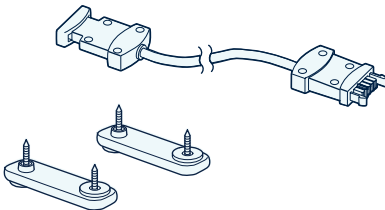
Starter Box
and Bracket



Starter Box and Bracket brings power to tables with no electrician required. Order one starter box for each run/row of tables. Connect up to 8 Power Modules and/or Pass-Through Connectors on one Starter Box. The Starter Box replaces a traditional infeed with no electrician required. The standard 15amp plug is available in 72" and 120" cord lengths. UL recognized.

NOTE: The Starter Box monitors for the correct number of units. Once connected to power, the indicator light will be green. If more than 8 Power Modules or Pass-Through Connectors are plugged into the Starter Box, power will shut down and the indicator light will be red. To reset, disconnect the extra unit(s) and unplug the Starter Box from power for 15 seconds. Reconnect power to the Starter Box. The indicator light should be green. If the Starter Box is overloaded, the circuit breaker will trip and will have to be reset.

Pass-Through
Connector Kit



Pass-Through Connector Kit is used to pass power through a non-powered table that is positioned between two powered tables. Available to accommodate tables from 36" to 84" in length. Includes Flexible Ganging Bracket pair. Counts as one unit towards the maximum of eight.

DEWEY "MOVE ABOUT" INTERLINK IQ POWER

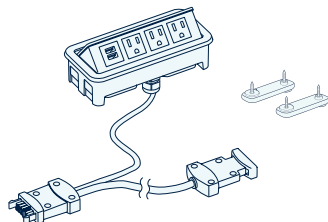
Pricing

POWER MODULES & COMPONENTS

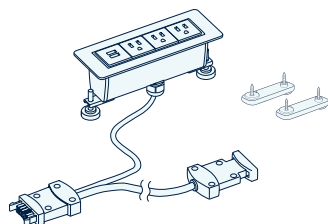
EFFECTIVE FEB 1, 2022:
add 10% to all list prices

EFFECTIVE OCT 3, 2022:
add 10% surcharge to all orders

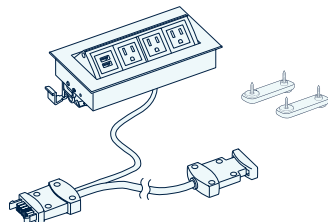
i10b (Nacre®)



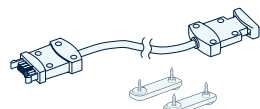
i20 (Axil® Z)



i30 (Mho®)



Pass-Through Connector Kit



NOTE: Use to pass power through a non-powered table that is positioned between two powered tables, or when the distance between units exceeds 60". Order one for each non-powered table.

PRODUCT DESCRIPTION	TABLE LENGTH	COLOR	MODEL #	LIST PRICE
i10b (Nacre®) 3 power, 1 dual USB 72" cord length + flex ganging brackets + wire management clips	36" to 60"	white high gloss	PWRi10MA60.AV	\$671
		black high gloss	PWRi10MA60.C	\$671
	66" to 84" (includes pass-through connector)	white high gloss	PWRi10MA84.AV	\$794
		black high gloss	PWRi10MA84.C	\$794
i20 (Axil® Z) 3 power, 1 dual USB 72" cord length + flex ganging brackets + wire management clips	36" to 60"	white	PWRi20MA60.Z07	\$762
		black	PWRi20MA60.Z06	\$762
	66" to 84" (includes pass-through connector)	white	PWRi20MA84.Z07	\$878
		black	PWRi20MA84.Z06	\$878
i30 (Mho®) 3 power, 1 dual USB 72" cord length + flex ganging brackets + wire management clips	36" to 60"	anodized aluminum	PWRi30MA60.EFA	\$781
	66" to 84" (includes pass-through connector)	anodized aluminum	PWRi30MA84.EFA	\$905
Pass-Through Connector Kit + flex ganging brackets + wire management clips	36"	black	PWRPASS36	\$187
	48"		PWRPASS48	\$193
	54" & 60"		PWRPASS60	\$196
	66" & 72"		PWRPASS72	\$300
	84"		PWRPASS84	\$308

DEWEY "MOVE ABOUT" INTERLINK IQ POWER

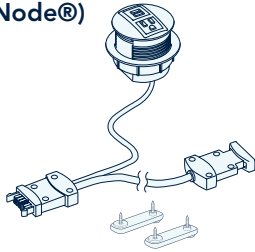
Pricing

POWER MODULES & COMPONENTS

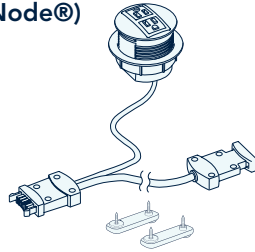
EFFECTIVE FEB 1, 2022:
add 10% to all list prices

EFFECTIVE OCT 3, 2022:
add 10% surcharge to all orders

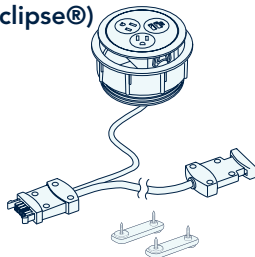
**i40a
(Node®)**



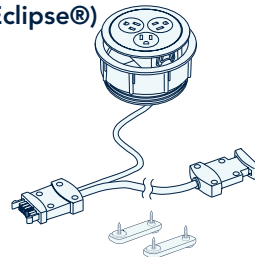
**i40b
(Node®)**



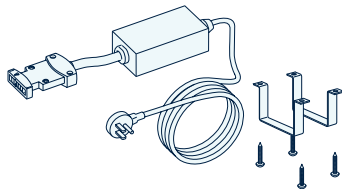
**i50a
(Eclipse®)**



**i50b
(Eclipse®)**



**Starter Box
& Bracket Kit**



PRODUCT DESCRIPTION	TABLE TYPE	COLOR	MODEL #	LIST PRICE
i40a (Node®) 1 power, 1 dual USB 120" cord length + flex ganging brackets + wire management clips	6-Top Table Only	DZC metallic silver w/black simplex & USB inserts	PWRi40aMA6T.DZC	\$590
i40b (Node®) 2 power 120" cord length + flex ganging brackets + wire management clips			PWRi40bMA6T.DZC	\$477
i50a (Eclipse®) 2 power, 1 dual USB 120" cord length + flex ganging brackets + wire management clips		Z130 black soft touch	PWRi50aMA6T.Z130	\$745
		Z131 white soft touch	PWRi50aMA6T.Z131	\$745
i50b (Eclipse®) 3 power 120" cord length + flex ganging brackets + wire management clips		Z130 black soft touch	PWRi50bMA6T.Z130	\$700
		Z131 white soft touch	PWRi50bMA6T.Z131	\$700
Starter Box & Bracket Kit		72" (cord length)	PWRSTART72	\$765
		120" (cord length)	PWRSTART120	\$794

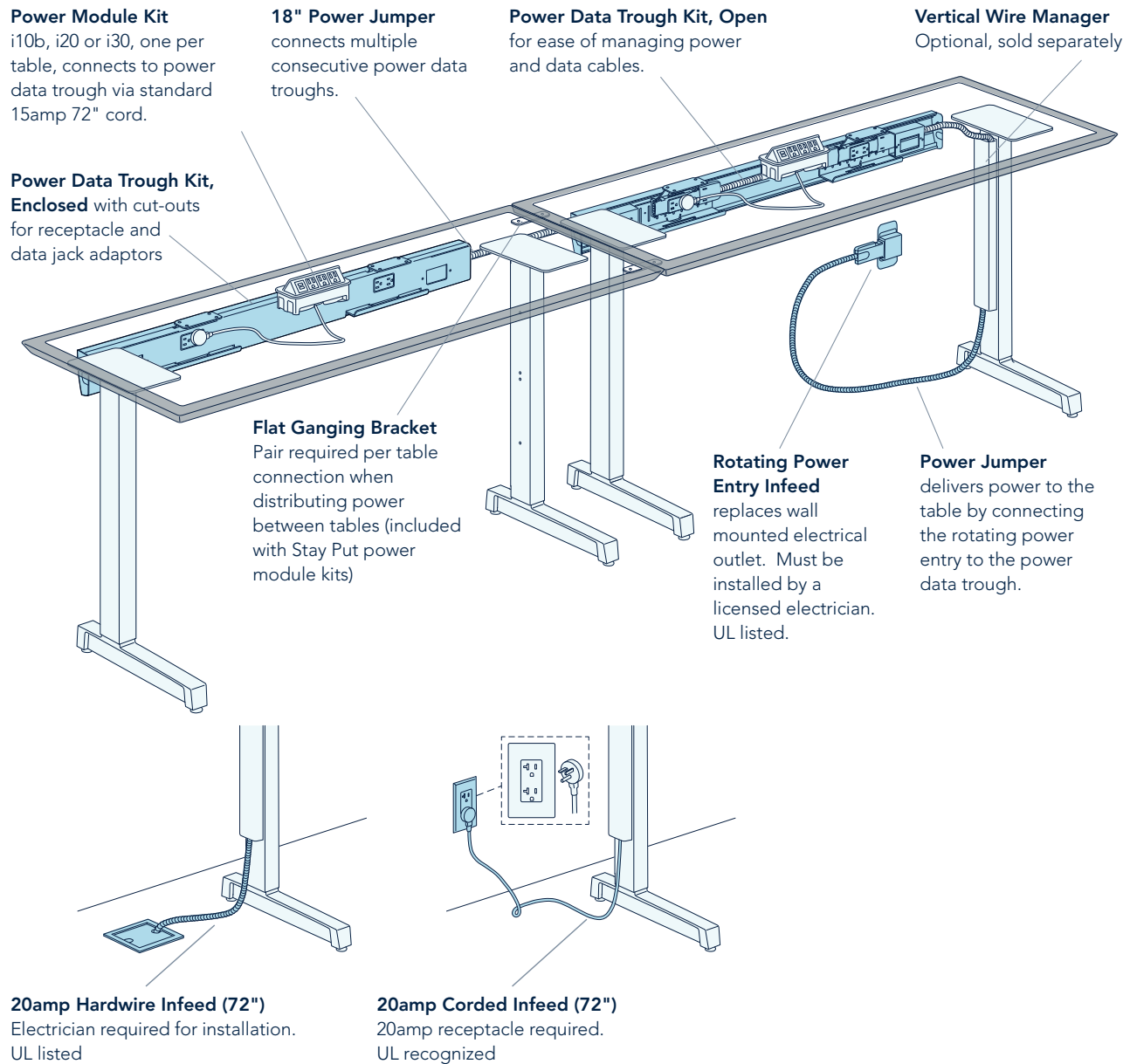
DEWEY "STAY PUT" HARDWIRED TROUGH POWER
Specifications

EFFECTIVE FEB 1, 2022:
add 10% to all list prices

EFFECTIVE OCT 3, 2022:
add 10% surcharge to all orders

Stay Put Stationary Configurations

Stationary configurations have less flexibility and often focus on traditional training applications (computer labs) with heavier technology, power, and data needs. Furniture may be moved for building maintenance. Limitations on power access locations (infeeds) may be present in the space. Available with rectangular training tables only.

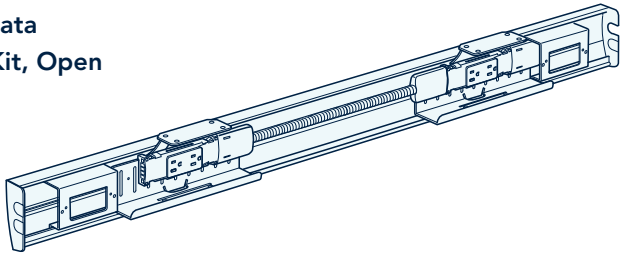


DEWEY "STAY PUT" HARDWIRED TROUGH POWER

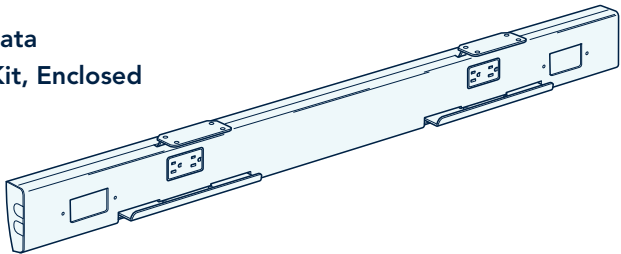
Specifications

POWER COMPONENTS


Power Data
Trough Kit, Open



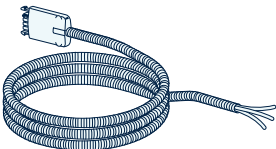
Power Data
Trough Kit, Enclosed



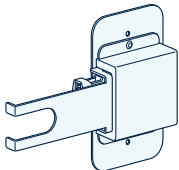
Power
Jumper



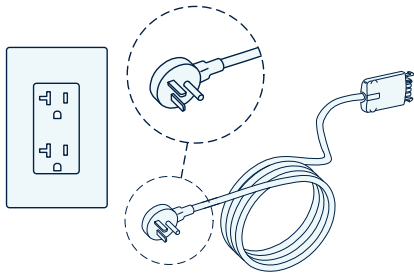
20amp
Hardwire Infeed



Rotating Power
Entry Infeed



20amp
Corded Infeed



EFFECTIVE FEB 1, 2022:
add 10% to all list prices

EFFECTIVE OCT 3, 2022:
add 10% surcharge to all orders

Power Data Trough Kit

Extruded aluminum trough mounts to underside of worksurface with 2 brackets, providing integrated wire management with power and data access. Trough includes 4 power outlets, two per side, as well as data outlets with voice/data adapter kit. Trough is available on tables with Aluminum Frame Modesty Panel, but not Worksurface-Mounted Modesty Panel. Also unavailable on flip-top tables. Available finishes include P06 silver, P07 white, P09 charcoal, P10 black, P11 alloy. Order one power data trough kit per table.

- Exterior faceplate design provides clean, modernist aesthetic and is available in finishes that match the leg
- Enclosed Power Data Trough Kit fastens to trough, providing tamper-proof solution
- Non-sequential functionality
- 4-wire available in one or two circuit power
- Extends full length of table

Power Jumpers: Connect multiple Power Data Trough Kits. Available in 18" (for consecutive power/data trough connections), 48" and 72" lengths (for non-consecutive power/data trough connections).

Power Infeed Options:

Infeed brings power to the Power Data Trough for each row of tables. One circuit recommended for up to 5 tables. Two circuit recommended for up to 10 tables. Flat bracket for ganging is required for table-to-table power connection and included with the power module kit specified.

20amp Hardwire Infeed: For one and two circuit. Provides traditional access to the building power source at the wall or floor (72"L). Power entry must be installed by licensed electrician. UL listed.

Rotating Power Entry Infeed: For one and two circuit. Replaces wall mounted electrical outlet with power component. Jumper (ordered separately) delivers power to table by connecting to rotating power entry. Order one infeed for each row/run of tables. Rotating Power Entry must be installed by licensed electrician. UL listed.

20amp Corded Infeed: For one circuit only. Allows Power Data Trough to be connected to 20amp wall or floor-mounted plug (72"L). UL recognized.

DEWEY "STAY PUT" HARDWIRED TROUGH POWER

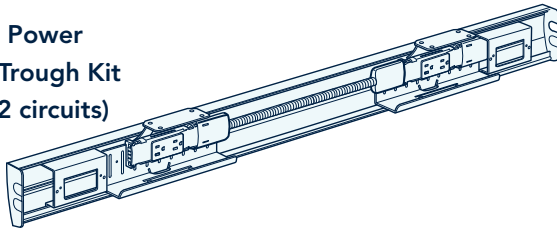
Pricing

POWER/DATA TROUGH KIT

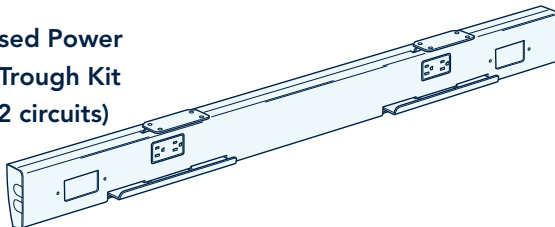
EFFECTIVE FEB 1, 2022:
add 10% to all list prices

EFFECTIVE OCT 3, 2022:
add 10% surcharge to all orders


**Open Power
Data Trough Kit
(1 or 2 circuits)**



**Enclosed Power
Data Trough Kit
(1 or 2 circuits)**



**18" Power
Jumper**



PRODUCT DESCRIPTION	COLOR	LENGTH	MODEL # *	LIST PRICE
Open Power Data Trough Kit 1 circuit system (recommended for 1-5 tables)	Available in: P06 silver P07 white P09 charcoal P10 black P11 alloy	36"	RLNPWR136(.color)	\$451
		48"	RLNPWR148(.color)	\$476
		60"	RLNPWR160(.color)	\$512
		72"	RLNPWR172(.color)	\$571
Open Power Data Trough Kit 2 circuit system (recommended for 6-10 tables)		36"	RLNPWR236(.color)	\$481
		48"	RLNPWR248(.color)	\$505
		60"	RLNPWR260(.color)	\$541
		72"	RLNPWR272(.color)	\$601
Enclosed Power Data Trough Kit 1 circuit system (recommended for 1-5 tables)	Available in: P06 silver P07 white P09 charcoal P10 black P11 alloy	36"	RLNPWR136E(.color)	\$566
		48"	RLNPWR148E(.color)	\$590
		60"	RLNPWR160E(.color)	\$626
		72"	RLNPWR172E(.color)	\$686
Enclosed Power Data Trough Kit 2 circuit system (recommended for 6-10 tables)		36"	RLNPWR236E(.color)	\$596
		48"	RLNPWR248E(.color)	\$619
		60"	RLNPWR260E(.color)	\$655
		72"	RLNPWR272E(.color)	\$715
18" Power Jumper: connects multiple consecutive Power Data Trough Kits.		18"	RLNPWRP2P	\$73

*Append the color code to the end of the model number; i.e. "RLNPWR172E.P06"

DEWEY "STAY PUT" HARDWIRED TROUGH POWER

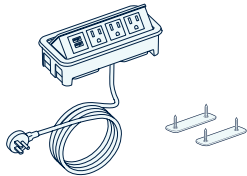
Pricing

STAY PUT POWER MODULES, POWER CONNECTION & JUMPERS

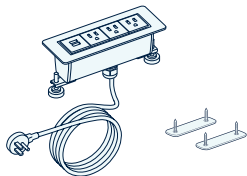
EFFECTIVE FEB 1, 2022:
add 10% to all list prices

EFFECTIVE OCT 3, 2022:
add 10% surcharge to all orders

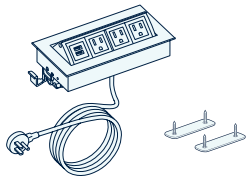
i10b (Nacre®)



i20 (Axil® Z)

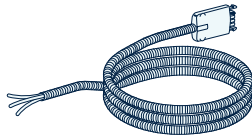


i30 (Mho®)

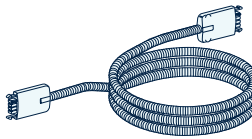


PRODUCT DESCRIPTION	COLOR	MODEL #	LIST PRICE
i10b (Nacre®) 3 power, 1 dual USB 72" cord length + 2 Flat Ganging Brackets	AV white high-gloss	PWRi10SP.AV	\$549
	C black high-gloss	PWRi10SP.C	\$549
i20 (Axil® Z) 3 power, 1 dual USB 72" cord length + 2 Flat Ganging Brackets	Z07 white	PWRi20SP.Z07	\$662
	Z06 black	PWRi20SP.Z06	\$662
i30 (Mho®) 3 power, 1 dual USB 72" cord length + 2 Flat Ganging Brackets	EFA anodized aluminum	PWRi30SP.EFA	\$686

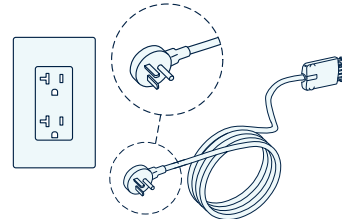
**20amp
Hardwire
Infeed**



**Power
Jumper**



**20amp
Corded
Infeed**



PRODUCT DESCRIPTION	LENGTH	MODEL #	LIST PRICE
20amp Hardwire Infeed* For one and two circuit. Order one infeed for each row/run of tables.	72"	RLNPWRBHDW	\$151
Power Jumper Delivers power to table by connecting to rotating power entry infeed in wall to power data trough.	48"	RLNPWRJ48	\$91
	72"	RLNPWRJ72	\$115
20amp Corded Infeed* For one circuit only. Allows Power Data Trough to be connected to 20amp wall or floor-mounted plug. Order one infeed for each row/run of tables.	72"	RLNPWR1BREP	\$240

* Infeed brings power to the Power Data Trough for each row of tables. One circuit recommended for up to 5 tables. Two circuit recommended for up to 10 tables.

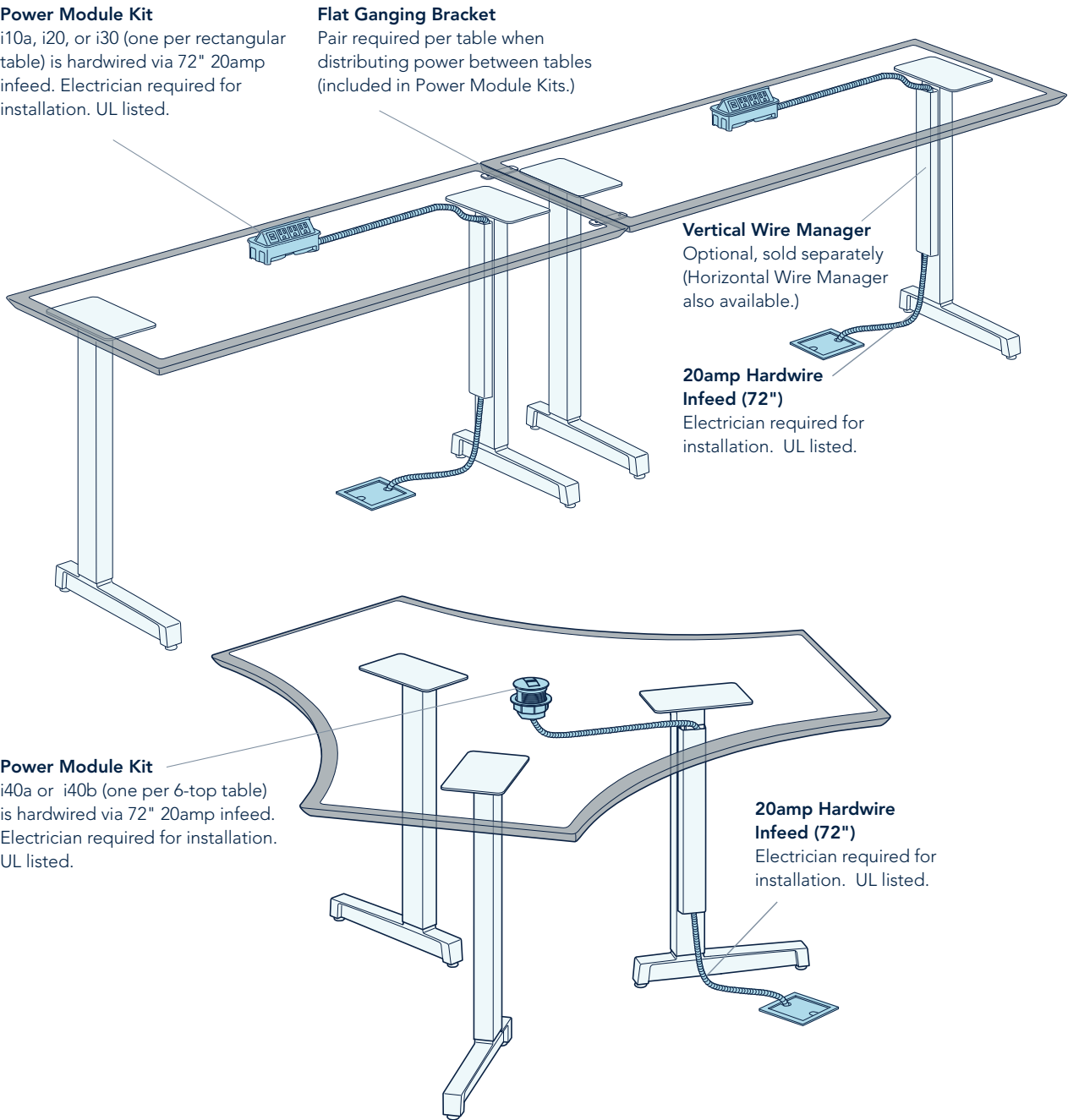
DEWEY "STAY PUT-NYC" FULLY HARDWIRED POWER Specifications

EFFECTIVE FEB 1, 2022:
add 10% to all list prices

EFFECTIVE OCT 3, 2022:
add 10% surcharge to all orders

Stationary Hardwired Power for New York City Applications

NYC Stationary hardwired power modules have less flexibility and often focus on traditional training applications (computer labs) with heavier technology, power, and data needs. Furniture may be moved for building maintenance. Limitations on power access locations (infeeds) may be present in the space. Available with training or 6-top tables.



DEWEY "STAY PUT-NYC" FULLY HARDWIRED POWER

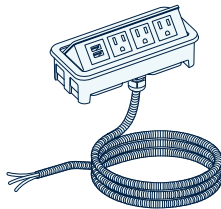
Pricing

POWER MODULES

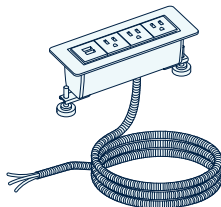
EFFECTIVE FEB 1, 2022:
add 10% to all list prices

EFFECTIVE OCT 3, 2022:
add 10% surcharge to all orders

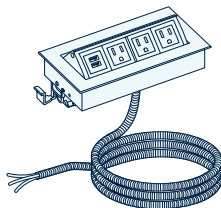
i10
(Nacre®)



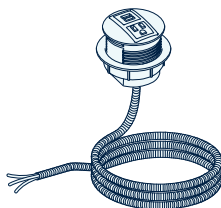
i20
(Axil® Z)



i30
(Mho®)



i40
(Node®)



PRODUCT DESCRIPTION*	TABLE TYPE	COLOR	MODEL #	LIST PRICE
i10b (Nacre®) 3 power, 1 dual USB hardwired*	Training	AV white high gloss	PWRi10HW.AV	\$643
		C black high gloss	PWRi10HW.C	\$643
i20 (Axil® Z) 3 power, 1 dual USB hardwired*	Training	AV white high gloss	PWRi20HW.Z07	\$727
		C black high gloss	PWRi20HW.Z06	\$727
i30 (Mho®) 3 power, 1 dual USB hardwired*	Training	EFA anodized aluminum w/gray windows & USB black simplex	PWRi30HW.EFA	\$753
i40a (Node®) 1 power, 1 dual USB hardwired*	6-Top	DZC metallic silver w/black simplex & USB inserts	PWRi40aHW.DZC	\$587
i40b (Node®) 2 power hardwired*	6-Top	DZC metallic silver w/black simplex & USB inserts	PWRi40bHW.DZC	\$508

* An electrician is required to install the hardwired power modules.
 Order one power module per table; available with Training and 6-Top tables only.
 Infeeds and junction boxes are provided by the electrician.

DEWEY LECTERN & BUDDY

EFFECTIVE FEB 1, 2022:
add 10% to all list prices
EFFECTIVE OCT 3, 2022:
add 10% surcharge to all orders



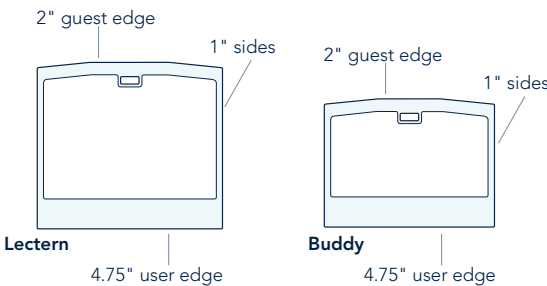
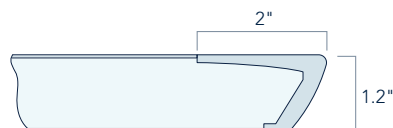


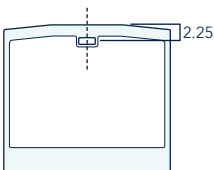
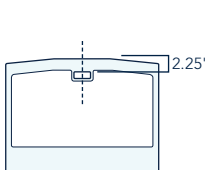
DEWEY LECTERN & BUDDY

Specifications

STANDARDS, TOPS, EDGES, GROMMET

EFFECTIVE FEB 1, 2022:
add 10% to all list prices

EFFECTIVE OCT 3, 2022:
add 10% surcharge to all orders

Standards	Meets or exceeds applicable ANSI/BIFMA durability and safety standards and is SCS Indoor Advantage Gold certified.
Tops	Dewey Lectern & Buddy tops are 1.2" overall thickness, constructed with high-pressure laminate, particle board core, edged and backed with moisture-resistant coverings to form a completely sealed outside surface. Grain direction runs length of top.
Edges	Urethane is standard edge material on all sides of Lectern and Buddy. Dimensions and profile of the urethane vary on all sides.   Guest Edge Profile  Side Edge Profile  User Edge Profile
Grommet	Molded Urethane Grommet: Integrated urethane-molded grommets (3" L x 1.25" D) are standard with Lectern and Buddy tops. Urethane matches edge selection.  Lectern Grommet  Buddy Grommet

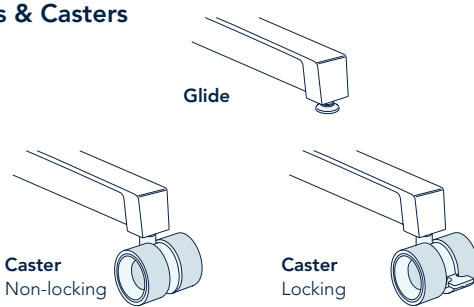
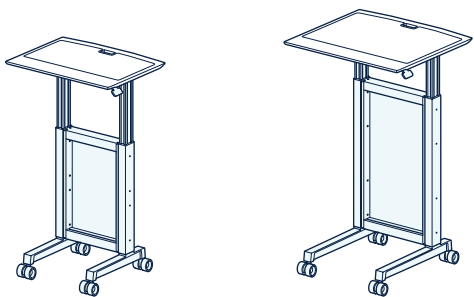
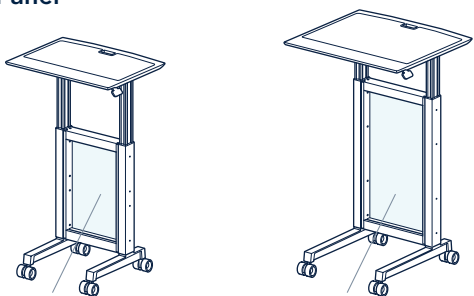
DEWEY LECTERN & BUDDY

Specifications

FRAME, GLIDES & CASTERS, HEIGHT ADJUSTMENT, MODESTY PANEL

EFFECTIVE FEB 1, 2022:
add 10% to all list prices

EFFECTIVE OCT 3, 2022:
add 10% surcharge to all orders

<p>Frame Construction</p>	<p>Dewey Lectern Frames are Extruded aluminum with a cast aluminum foot.</p>								
<p>Glides & Casters</p>  <p>The diagram illustrates the glide and caster components. A 'Glide' is shown as a small rectangular piece. Two 'Caster' options are shown: 'Non-locking' and 'Locking'. The non-locking caster has a simple wheel, while the locking caster has a wheel with a locking mechanism.</p>	<p>Casters (standard): 60mm dual wheel; each model contains two locking and two non-locking, Two-tone caster: charcoal with cool-grey interior.</p> <p>Glides (optional): ¾" leveling for uneven floors. (reduces overall height by 2"</p>								
<p>Height Adjustment</p>  <p>The diagram shows the height adjustment mechanism on the Buddy and Lectern models. The Buddy model has a height range of 29" - 43". The Lectern/Lectern with Storage model has a height range of 37" - 44".</p> <p>Buddy Height Range: 29" - 43"</p> <p>Lectern/Lectern with Storage Height Range: 37" - 44"</p>	<p>Height Adjustment: Pneumatic-activation lever for continuous height adjustment is located under the worksurface.</p> <table><tr><th>Lectern Height Adjustment</th><th>Pneumatic Height Range</th></tr><tr><td>Lectern</td><td>37" - 44"</td></tr><tr><td>Lectern with Storage</td><td>37" - 44"</td></tr><tr><td>Buddy</td><td>29" - 43"</td></tr></table>	Lectern Height Adjustment	Pneumatic Height Range	Lectern	37" - 44"	Lectern with Storage	37" - 44"	Buddy	29" - 43"
Lectern Height Adjustment	Pneumatic Height Range								
Lectern	37" - 44"								
Lectern with Storage	37" - 44"								
Buddy	29" - 43"								
<p>Modesty Panel</p>  <p>The diagram shows the Modesty Panel on the Buddy and Lectern models. The Buddy model has a Modesty Panel. The Lectern model has a Modesty Panel.</p> <p>Buddy Modesty Panel</p> <p>Lectern Modesty Panel</p>	<p>Modesty Panel: Standard for Lectern, Buddy & Lectern with Storage, Modesty Panel is constructed with extruded aluminum frame with standard laminate infill (horizontal grain direction), or optional frosted acrylic infill.</p>								

DEWEY LECTERN & BUDDY

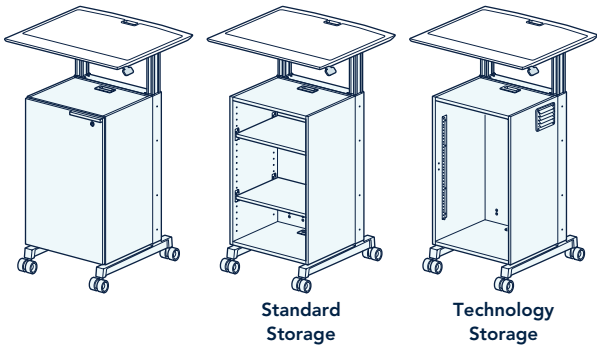
Specifications

STORAGE, FINISH SELECTION, SHIPPING

EFFECTIVE FEB 1, 2022:
add 10% to all list prices

EFFECTIVE OCT 3, 2022:
add 10% surcharge to all orders

Lectern with Storage



Storage Cabinet: Lectern is available with a locking cabinet for storage and technology. Door pull matches leg finish selection. Black grommets (3.75"L x 1.75"D) installed on top and bottom of cabinet. Cabinet construction consists of 0.75" thermally-fused melamine case and door with coordinating edgeband. Doors are optionally available in 0.75" particle board core with high-pressure laminate and 2mm ABS edgeband. Grain direction is vertical. Standard with top grommets for wire management. Door hinges can be specified on either the left or right side. Storage cabinet comes standard with a lock. Buddy not available with storage.

Technology Storage Rack: Optional 19" wide technology storage rack accommodates 12 rack units (RU).

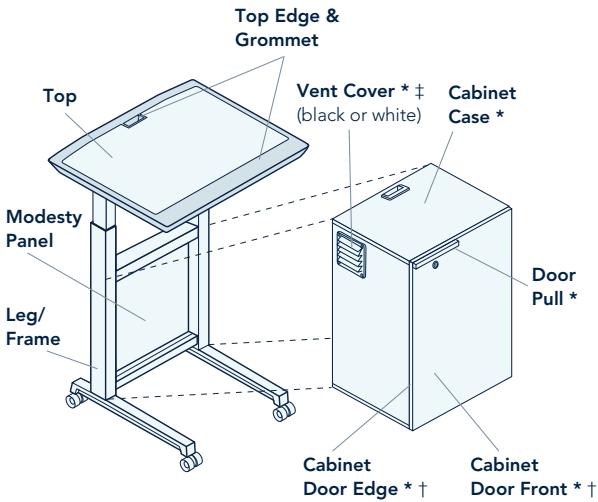
Cabinet dimensions:

Exterior: 20.4"W x 16"D x 30"H

Interior: 19.1"W x 15.4"D x 28.9"H

Ventilation Fan: Optional on Lectern with Storage cabinet. Ideal for venting cabinets and enclosures that contain electronics. Self-contained fan features a large, brushless fan for higher airflow, low noise and durability. When mounted, fan does not vibrate. Fan speed is adjustable. Ventilation fan cover available in white or black.

Finish Selection



Lectern Finish Selection: Finishes must be selected for up to 9 different components for Lectern, Buddy, and Lectern with Storage. See [izzy+ color card](#) to view color choices for each component.

Lectern & Buddy Finish Selection	Laminate	Melamine	Urethane	2mm ABS Edgeband	Frosted Acrylic (white)	Metal	Plastic (white or black)
Top	●						
Edge & Grommet (matching)			●				
Modesty Panel	● (std)				● (opt)		
Leg/Frame						●	
Cabinet Case *		●					
Cabinet Door Front *	● (opt)	● (std, same as case)					
Cabinet Door Edge * †				● (opt)			
Door Pull *						● (same as leg)	
Vent Fan Cover * ‡							●

* Lectern with Storage only

† select with optional laminate door only

‡ select with optional ventilation fan only

Shipping

Lectern & Buddy ship assembled. Lectern with Storage ships assembled on a skid with corner guards and shrink wrap. Cabinet will be individually wrapped and placed on skid between Lectern legs.

DEWEY LECTERN & BUDDY


Pricing

BUDDY, LECTERN, LECTERN W/STORAGE

EFFECTIVE FEB 1, 2022:
add 10% to all list prices

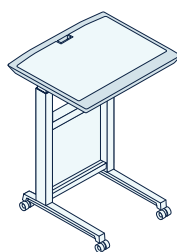
EFFECTIVE OCT 3, 2022:
add 10% surcharge to all orders

Buddy



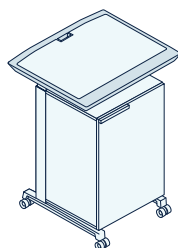
DEPTH	LENGTH	OVERALL HEIGHT	WEIGHT	MODEL #	LIST PRICE
20"	27"	29"-43"	51 lb	RLNLECT2027	\$2,300

Lectern



DEPTH	LENGTH	OVERALL HEIGHT	WEIGHT	MODEL #	LIST PRICE
27"	30"	37"-44"	65 lb	RLNLECT2730	\$2,419

Lectern with Storage



DEPTH	LENGTH	OVERALL HEIGHT	WEIGHT	CABINET HINGE	MODEL #	LIST PRICE	LAMINATE CABINET DOOR
27"	30"	37"-44"	98 lb	left hinge	RLNLECT2730SL	\$3,719	+ \$203
	30"	37"-44"	98 lb	right hinge	RLNLECT2730SR	\$3,719	+ \$203

1. Model Number

ex: RLSH3060CHGM

2. Top Finish

Standard Laminate

Izzy+ standard laminate
SurfaceWorks group 1 laminate
see [izzy+ color card](#) for color selection

Non-Standard Laminate

call customer service for a quote;
extended lead times may apply.

3. Top Edge/Grommet

Finish

Solid Urethane (edge and grommet are the same color)

see [izzy+ color card](#) for color selection

4. Modesty Panel Finish

Laminate (std) see step 2
MA Frosted Acrylic (opt) + \$100

5. Leg/Frame & Pull Finish

P06 silver (std) + \$0
P07 white + \$86
P09 charcoal + \$86
P10 black + \$86
P11 alloy + \$86

6. Leg Options

CS casters (std) + \$0
GL glides (opt) + \$0
(height range will decrease by 2")

7. Cabinet Finish

(for lectern with storage)

Melamine Case & Door (std)
see [izzy+ color card](#) for color selection
(choose one melamine color)

Laminate Door (optional)
see upcharge column above
see step 2 for color options
(case is melamine)

2mm ABS Edgeband

(available with laminate door only)

see [izzy+ color card](#) for color selection

8. Cabinet Options

(for lectern with storage)

RK rack mount rails + \$217
for technology storage
LB vent/fan left, black + \$240
RB vent/fan right, black + \$240
LW vent/fan left, white + \$240
RW vent/fan right, white + \$240

DEWEY HELPDESK

EFFECTIVE FEB 1, 2022:
add 10% to all list prices

EFFECTIVE OCT 3, 2022:
add 10% surcharge to all orders

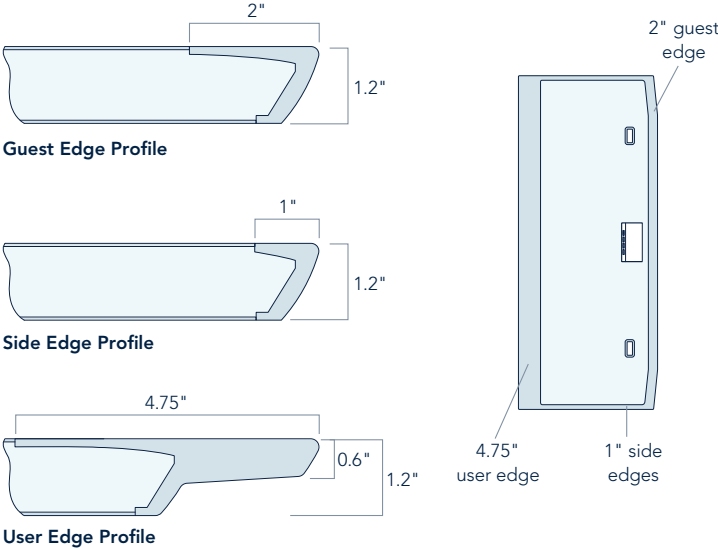



DEWEY HELPDESK
Specifications

STANDARDS, TOP CONSTRUCTION, EDGES, GROMMETS

EFFECTIVE FEB 1, 2022:
add 10% to all list prices

EFFECTIVE OCT 3, 2022:
add 10% surcharge to all orders

Standards	Meets or exceeds applicable ANSI/BIFMA durability and safety standards and is SCS Indoor Advantage Gold certified.
Top Construction	Dewey Helpdesk tops are 1.2" overall thickness, constructed with high-pressure laminate, particle board core, edged and backed with moisture-resistant coverings to form a completely sealed outside surface. Grain direction runs length of top.
Edges	Urethane is standard on all sides of Helpdesk. Dimensions and profile of the urethane vary per side. 
Grommets	Each Helpdesk includes two Integrated urethane-molded grommets (3"L x 1.25"D) Urethane color matches edge color. 

DEWEY HELPDESK

Specifications

LEG CONSTRUCTION, POWER MODULES, HEIGHT ADJUSTMENT, MODESTY PANEL

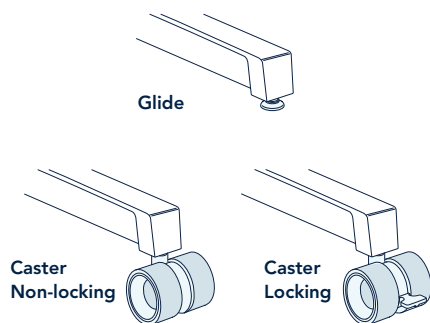
EFFECTIVE FEB 1, 2022:
add 10% to all list prices

EFFECTIVE OCT 3, 2022:
add 10% surcharge to all orders

Leg Construction

Dewey Helpdesk legs are extruded aluminum with a cast aluminum foot.

Glides & Casters

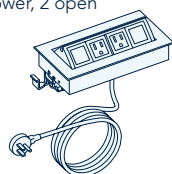


Casters: (standard) 60mm dual wheel; each model comes with two locking and two non-locking casters, Two-tone caster: charcoal with cool-grey interior.

Glides: (optional) ¾" leveling for uneven floors. Glides decrease height range by 2"

Power Modules

PU Standard Flip-Up
i30 (Mho®)
2 power, 2 open

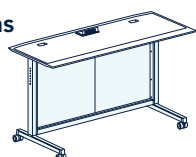


P3 Optional Flip-Up
i30 (Mho®)
3 power/1USB

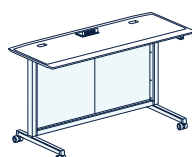


Dewey Helpdesk comes standard with **flip-up power module (Mho®)** with two power receptacles and two open (PU), or upgrade to a module with three receptacles and one dual USB (P3). Power module closes when not in use. One power module per unit. Silver anodized aluminum finish and (120"L) power cord. UL listed.

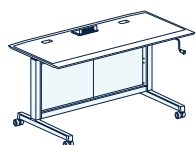
Height Options



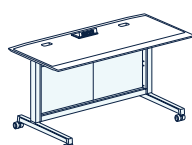
Pin-Height Adjustment
(standing)



Electric-Height Adjustment
(standing)



Crank-Height Adjustment
(standing or seated)

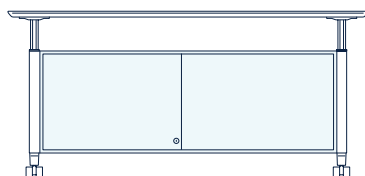


Fixed Height
(seated)

Dewey Helpdesk is available in **Fixed height**, and **Pin**, **Crank**, or **Electric height adjustable**. Electric-height adjustment with easy push button control plugs into 15amp outlet. For Crank-height adjustable, 12 crank revolutions yield 1" of height adjustment.

Helpdesk Heights	Fixed Height	Pin Height Adjustable	Electric Height Adjustable	Crank Height Adjustable
Standing	n/a	36" - 42"	39" - 46"	37" - 47"
Seated	29"	n/a	n/a	27" - 37"

Aluminum Frame Slide-By Modesty Panel



Aluminum Frame Modesty Panel is standard for all Helpdesk models and is available in high pressure laminate (horizontal grain direction) or frosted acrylic infill. Slide-by design provides rear access to storage cabinets and ships standard with a lock.

DEWEY HELPDESK

Specifications

STORAGE CONFIGURATIONS

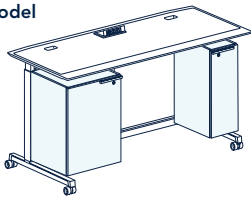
EFFECTIVE FEB 1, 2022:
add 10% to all list prices

EFFECTIVE OCT 3, 2022:
add 10% surcharge to all orders

Storage Cabinet Configurations

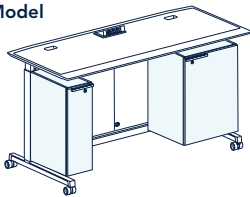
GM Model

large-L
small-R



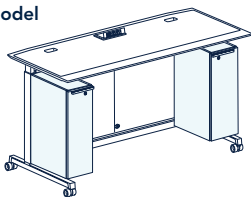
MG Model

small-L
large-R



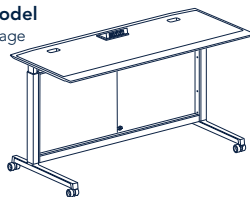
MM Model

small-L
small-R



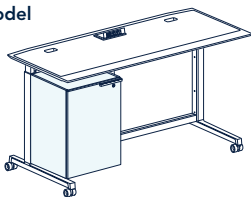
XX Model

no storage



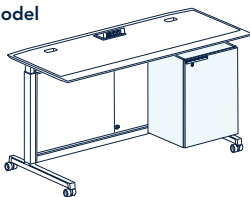
GX Model

large-L



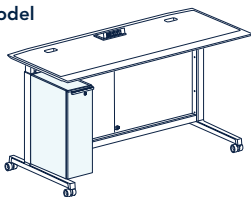
XG Model

large-R



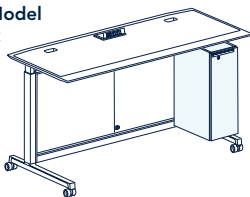
MX Model

small-L

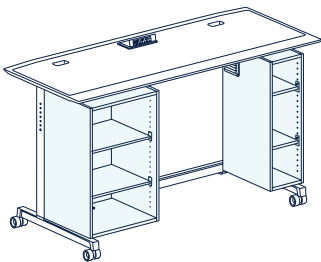


XM Model

small-R

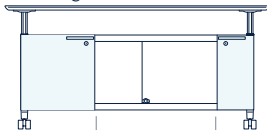


Interior
Cabinet View



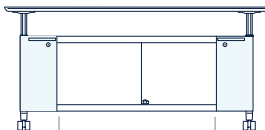
Cabinet Spacing

1 large & 1 small cabinet



60" L Helpdesk: 20"
72" L Helpdesk: 32"

2 small cabinets



60" L Helpdesk: 30"
72" L Helpdesk: 42"

Dewey Helpdesks are available with one or two locking cabinets, in size large or small, positioned either left or right; hinged according to position. Chose your storage preference among eight different pre-configured Helpdesk models. Cabinet construction consists of 0.75" thermally-fused melamine case and door with coordinating edgeband. Doors are optionally available with high-pressure laminate and 2mm ABS edgeband. Laminate and melamine grain direction is vertical. Locked cabinets come standard with grommets for wire management and are keyed alike. Door pulls match leg finish selection.

Small Cabinet: Standard with two adjustable shelves. Black grommets (3.75"W x 1.75"D) installed on top and bottom and centered on the width and 1.5" from back of cabinet.

Small Cabinet dimensions - standing height

Exterior: 10"W x 18"D x 30"H
Interior: 8.6"W x 17.4"D x 28.75"H

Small Cabinet dimensions - seated height

Exterior: 10"W x 18"D x 20.5"H
Interior: 8.6"W x 17.3"D x 19.2"H

Large Cabinet: Standard with two adjustable shelves. Black grommets (3.75"L x 1.75"D) installed on top and bottom and centered on the width and 1.5" from back of cabinet.

Large Cabinet dimensions - standing height

Exterior: 20.4"W x 18"D x 30"H
Interior: 19.1"W x 17.4"D x 28.75"H

Large Cabinet dimensions - seated height

Exterior: 20.4"W x 18"D x 20.5"H
Interior: 19.1"W x 17.4"D x 19.2"H

**Space between 1 large & 1 small cabinet
(MG & GM Models)**

60" Helpdesk: 20" opening
72" Helpdesk: 32" opening

**Space between 2 small cabinets
(MM Model)**

60" Helpdesk: 30" opening
72" Helpdesk: 42" opening

NOTE: 2 large cabinets cannot be configured on one Helpdesk.

DEWEY HELPDESK

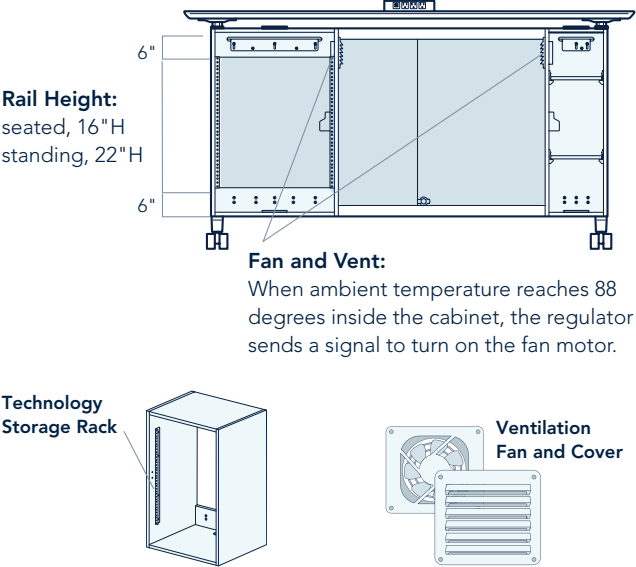
Specifications

TECHNOLOGY STORAGE, FINISH SELECTION, SHIPPING

EFFECTIVE FEB 1, 2022:
add 10% to all list prices

EFFECTIVE OCT 3, 2022:
add 10% surcharge to all orders

Technology Storage Options

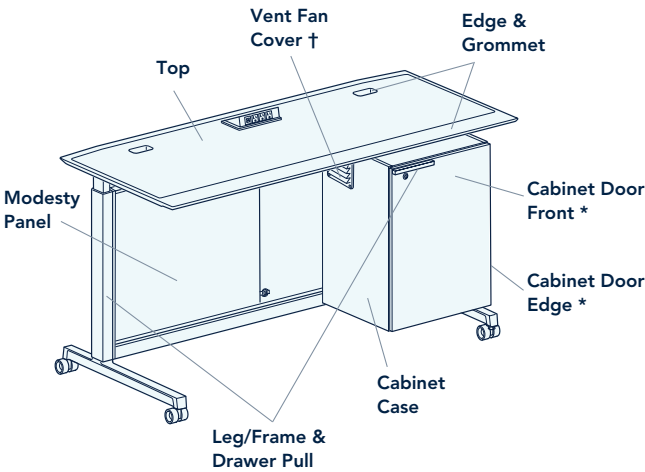


Technology Storage Rack: Optional 19" wide technology storage rack (available with large cabinet only) accommodates 12 rack units (RU) on standing height models and 6 rack units (RU) on seated height models. Back side of cabinet is open to provide access to racked technology.

Ventilation Fan: The self-contained ventilation fan is ideal option for venting cabinets and enclosures that contain electronics, featuring a large, brushless fan for higher airflow, low noise and long life. When mounted, the fan does not vibrate. When the ambient temperature reaches 88 degrees inside the cabinet, the regulator sends a signal to turn on the fan motor. Fan speed is adjustable. Ventilation fan cover is available in white or black.

Storage Cabinet Options	Cabinet	Storage Only	Vent Fan	Tech Rack	Tech Rack & Vent Fan
Standing	small	yes	yes	n/a	n/a
	large	yes	yes	yes	yes
Seated	small	yes	yes	n/a	n/a
	large	yes	yes	yes	yes

Finish Selection



Helpdesk Finish Selection: Depending on the specific model and configuration, up to nine different Dewey Helpdesk components require finish selections. See [izzy+ color card](#) to view color choices for each component.

Helpdesk Finish Selection	Laminate	Melamine	Urethane	2mm ABS Edgeband	Frosted Acrylic (white)	Metal	Plastic (white or black)
Top	•						
Edge & Grommet (matching)			•				
Modesty Panel	• (std)				• (opt)		
Leg/Frame						•	
Cabinet Case		•					
Cabinet Door Front *	• (opt)	• (same as case)					
Cabinet Door Edge *				• (opt)			
Door Pull						• (same as leg)	
Vent Fan Cover †							•

* select if optional laminate door is specified
† select if optional ventilation fan is specified

Shipping

Helpdesk ships assembled on a skid with corner guards and shrink wrap. Cabinets will be individually wrapped and placed on skid between Helpdesk legs.

DEWEY HELPDESK

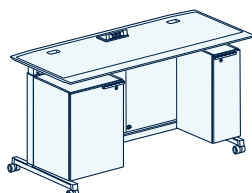
Pricing

MODEL GM: LARGE CABINET-LEFT / SMALL CABINET-RIGHT

EFFECTIVE FEB 1, 2022:
add 10% to all list prices

EFFECTIVE OCT 3, 2022:
add 10% surcharge to all orders

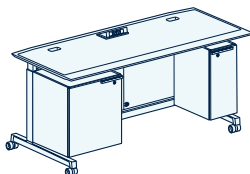
GM: Standing Height



PRODUCT DESCRIPTION	DEPTH	LENGTH	OVERALL HEIGHT	WEIGHT	HEIGHT ADJUSTMENT TYPE	MODEL #	LIST PRICE	LAMINATE CABINET DOORS
helpdesk standing height	30"	60"	36-42"	215 lb	pin	RLND3060PHGM	\$4,365	+ \$289
			39-46"	223 lb	electric	RLND3060EHGM	\$5,742	+ \$289
			37-47"	221 lb	crank *	RLND3060CHGM	\$5,330	+ \$289
model GM large cabinet-L small cabinet-R	30"	72"	36-42"	232 lb	pin	RLND3072PHGM	\$4,827	+ \$289
			39-46"	240 lb	electric	RLND3072EHGM	\$6,202	+ \$289
			37-47"	238 lb	crank *	RLND3072CHGM	\$5,792	+ \$289

* 12 crank revolutions yield 1" of height adjustment.

GM: Seated Height



PRODUCT DESCRIPTION	DEPTH	LENGTH	OVERALL HEIGHT	WEIGHT	HEIGHT ADJUSTMENT TYPE	MODEL #	LIST PRICE	LAMINATE CABINET DOORS
helpdesk seated height	30"	60"	29"	183 lb	fixed	RLSH3060FHGM	\$4,188	+ \$289
			27-37"	192 lb	crank *	RLSH3060CHGM	\$5,164	+ \$289
model GM large cabinet-L small cabinet-R	30"	72"	29"	196 lb	fixed	RLSH3072FHGM	\$4,650	+ \$289
			27-37"	209 lb	crank *	RLSH3072CHGM	\$5,612	+ \$289

* 12 crank revolutions yield 1" of height adjustment.

1. Model Number

ex: RLSH3060CHGM

2. Top Finish

Standard Laminate

Izzy+ standard laminate
SurfaceWorks group 1 laminate
see [izzy+ color card](#) for color selection

Non-Standard Laminate

call customer service for a quote;
extended lead times may apply.

3. Top Edge/Grommet Finish

Solid Urethane (edge and grommet are the same color)
see [izzy+ color card](#) for color selection

4. Modesty Panel Finish

Laminate (std) see step 2

Frosted Acrylic (opt)

MA1 seated height + \$198

MA2 standing height + \$377

5. Leg & Pull Finish

P06 silver (std) + \$0

P07 white + \$86

P09 charcoal + \$86

P10 black + \$86

P11 alloy + \$86

6. Leg Options

CS casters (std) + \$0

GL glides (opt) + \$0

(height range will decrease by 2")

7. Cabinet Finish

Melamine Cases & Doors (std)

see [izzy+ color card](#) for color selection
(choose one melamine color)

Laminate Doors (opt)

see upcharge column above
see step 2 for color options
(case is melamine)

2mm ABS Edgeband

(available with laminate door only)
see [izzy+ color card](#) for color selection

8. Large Cabinet Options

GK technology rack + \$217

GB vent fan - black + \$240

GW vent fan - white + \$240

9. Small Cabinet Options

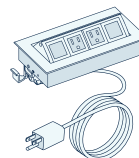
MB vent fan - black + \$240

MW vent fan - white + \$240

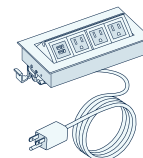
10. Power Options

PU 2-pwr/2-open (std) + \$0

P3 3-pwr/1 dual USB (opt) + \$120



PU
2-power/2-open



P3
3-power/1 dual USB

DEWEY HELPDESK

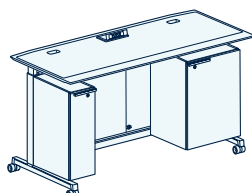
Pricing

MODEL MG: SMALL CABINET-LEFT / LARGE CABINET-RIGHT

EFFECTIVE FEB 1, 2022:
add 10% to all list prices

EFFECTIVE OCT 3, 2022:
add 10% surcharge to all orders

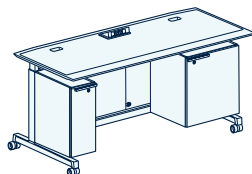
MG: Standing Height



PRODUCT DESCRIPTION	DEPTH	LENGTH	OVERALL HEIGHT	WEIGHT	HEIGHT ADJUSTMENT TYPE	MODEL #	LIST PRICE	LAMINATE CABINET DOORS
helpdesk standing height	30"	60"	36-42"	215 lb	pin	RLND3060PHMG	\$4,365	+ \$289
			39-46"	223 lb	electric	RLND3060EHMG	\$5,742	+ \$289
			37-47"	221 lb	crank *	RLND3060CHMG	\$5,330	+ \$289
model MG small cabinet-L large cabinet-R	30"	72"	36-42"	232 lb	pin	RLND3072PHMG	\$4,827	+ \$289
			39-46"	240 lb	electric	RLND3072EHMG	\$6,202	+ \$289
			37-47"	238 lb	crank *	RLND3072CHMG	\$5,158	+ \$289

* 12 crank revolutions yield 1" of height adjustment.

MG: Seated Height



PRODUCT DESCRIPTION	DEPTH	LENGTH	OVERALL HEIGHT	WEIGHT	HEIGHT ADJUSTMENT TYPE	MODEL #	LIST PRICE	LAMINATE CABINET DOORS
helpdesk seated height	30"	60"	29"	183 lb	fixed	RLSH3060FHMG	\$4,188	+ \$289
			27-37"	192 lb	crank *	RLSH3060CHMG	\$5,164	+ \$289
model MG small cabinet-L large cabinet-R	30"	72"	29"	196 lb	fixed	RLSH3072FHMG	\$4,650	+ \$289
			27-37"	209 lb	crank *	RLSH3072CHMG	\$5,612	+ \$289

* 12 crank revolutions yield 1" of height adjustment.

1. Model Number

ex: RLND3072PHMG

2. Top Finish

Standard Laminate

Izzy+ standard laminate
SurfaceWorks group 1 laminate
see [izzy+ color card](#) for color selection

Non-Standard Laminate

call customer service for a quote;
extended lead times may apply.

3. Top Edge/Grommet Finish

Solid Urethane (edge and grommet are the same color)
see [izzy+ color card](#) for color selection

4. Modesty Panel Finish

Laminate (std) see step 2

Frosted Acrylic (opt)

MA1 seated height + \$198

MA2 standing height + \$377

5. Leg & Pull Finish

P06 silver (std) + \$0

P07 white + \$86

P09 charcoal + \$86

P10 black + \$86

P11 alloy + \$86

6. Leg Options

CS casters (std) + \$0

GL glides (opt) + \$0

(height range will decrease by 2")

7. Cabinet Finish

Melamine Cases & Doors (std)

see [izzy+ color card](#) for color selection
(choose one melamine color)

Laminate Doors (opt)

see upcharge column above
see step 2 for color options
(case is melamine)

2mm ABS Edgeband

(available with laminate door only)
see [izzy+ color card](#) for color selection

8. Large Cabinet Options

GK technology rack + \$217

GB vent fan - black + \$240

GW vent fan - white + \$240

9. Small Cabinet Options

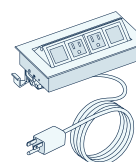
MB vent fan - black + \$240

MW vent fan - white + \$240

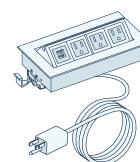
10. Power Options

PU 2-pwr/2-open (std) + \$0

P3 3-pwr/1 dual USB (opt) + \$120



PU 2-power/2-open



P3 3-power/1 dual USB

DEWEY HELPDESK

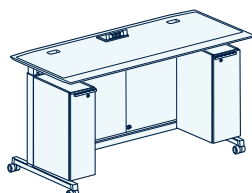
Pricing

MODEL MM: SMALL CABINET-LEFT, SMALL CABINET-RIGHT

EFFECTIVE FEB 1, 2022:
add 10% to all list prices

EFFECTIVE OCT 3, 2022:
add 10% surcharge to all orders

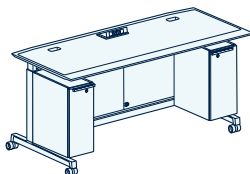
MM: Standing Height



PRODUCT DESCRIPTION	DEPTH	LENGTH	OVERALL HEIGHT	WEIGHT	HEIGHT ADJUSTMENT TYPE	MODEL #	LIST PRICE	LAMINATE CABINET DOORS
helpdesk standing height	30"	60"	36-42"	195 lb	pin	RLND3060PHMM	\$4,227	+ \$289
			39-46"	203 lb	electric	RLND3060EHMM	\$5,604	+ \$289
			37-47"	201 lb	crank *	RLND3060CHMM	\$5,192	+ \$289
model MM small cabinet-L small cabinet-R		72"	36-42"	212 lb	pin	RLND3072PHMM	\$4,689	+ \$289
			39-46"	220 lb	electric	RLND3072EHMM	\$6,064	+ \$289
			37-47"	218 lb	crank *	RLND3072CHMM	\$5,654	+ \$289

* 12 crank revolutions yield 1" of height adjustment.

MM: Seated Height



PRODUCT DESCRIPTION	DEPTH	LENGTH	OVERALL HEIGHT	WEIGHT	HEIGHT ADJUSTMENT TYPE	MODEL #	LIST PRICE	LAMINATE CABINET DOORS
helpdesk seated height	30"	60"	29"	179 lb	fixed	RLSH3060FHMM	\$3,577	+ \$289
			27-37"	188 lb	crank *	RLSH3060CHMM	\$5,032	+ \$289
model MM small cabinet-L small cabinet-R		72"	29"	192 lb	fixed	RLSH3072FHMM	\$4,039	+ \$289
			27-37"	205 lb	crank *	RLSH3072CHMM	\$5,480	+ \$289

* 12 crank revolutions yield 1" of height adjustment.

1. Model Number

ex: RLSH3060CHMM

2. Top Finish

Standard Laminate

Izzy+ standard laminate
SurfaceWorks group 1 laminate
see [izzy+ color card](#) for color selection

Non-Standard Laminate

call customer service for a quote;
extended lead times may apply.

3. Top Edge/Grommet Finish

Solid Urethane (edge and grommet are the same color)
see [izzy+ color card](#) for color selection

4. Modesty Panel Finish

Laminate (std) see step 2

Frosted Acrylic (opt)

MA1 seated height + \$198

MA2 standing height + \$377

5. Leg & Pull Finish

P06 silver (std) + \$0

P07 white + \$86

P09 charcoal + \$86

P10 black + \$86

P11 alloy + \$86

6. Leg Options

CS casters (std) + \$0

GL glides (opt) + \$0

(height range will decrease by 2")

7. Cabinet Finish

Melamine Cases & Doors (std)

see [izzy+ color card](#) for color selection
(choose one melamine color)

Laminate Door (opt)

see upcharge column above
see step 2 for color options
(case is melamine)

2mm ABS Edgeband

(available with laminate door only)

see [izzy+ color card](#) for color selection

8. Small Cabinet-Left Options

MB vent fan - black + \$240

MW vent fan - white + \$240

9. Small Cabinet-Right Options

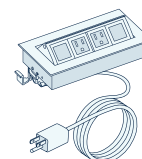
MB vent fan - black + \$240

MW vent fan - white + \$240

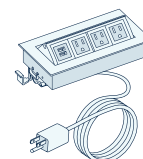
10. Power Options

PU 2-pwr/2-open (std) + \$0

P3 3-pwr/1 dual USB (opt) + \$120



PU
2-power/2-open



P3
3-power/1 dual USB

DEWEY HELPDESK

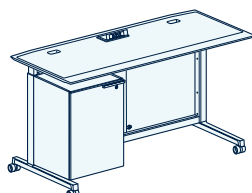
Pricing

MODEL GX: LARGE CABINET-LEFT

EFFECTIVE FEB 1, 2022:
add 10% to all list prices

EFFECTIVE OCT 3, 2022:
add 10% surcharge to all orders

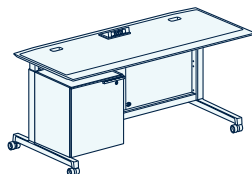
GX: Standing Height



PRODUCT DESCRIPTION	DEPTH	LENGTH	OVERALL HEIGHT	WEIGHT	HEIGHT ADJUSTMENT TYPE	MODEL #	LIST PRICE	LAMINATE CABINET DOOR
helpdesk standing height model GX large cabinet-L	30"	60"	36-42"	175 lb	pin	RLND3060PHGX	\$3,869	+ \$203
			39-46"	183 lb	electric	RLND3060EHGX	\$5,247	+ \$203
			37-47"	181 lb	crank *	RLND3060CHGX	\$4,834	+ \$203
		72"	36-42"	192 lb	pin	RLND3072PHGX	\$4,331	+ \$203
			39-46"	200 lb	electric	RLND3072EHGX	\$5,706	+ \$203
			37-47"	198 lb	crank *	RLND3072CHGX	\$5,296	+ \$203

* 12 crank revolutions yield 1" of height adjustment.

GX: Seated Height



PRODUCT DESCRIPTION	DEPTH	LENGTH	OVERALL HEIGHT	WEIGHT	HEIGHT ADJUSTMENT TYPE	MODEL #	LIST PRICE	LAMINATE CABINET DOOR
helpdesk seated height model GX large cabinet-L	30"	60"	29"	151 lb	fixed	RLSH3060FHGX	\$3,709	+ \$203
			27-37"	160 lb	crank *	RLSH3060CHGX	\$4,685	+ \$203
		72"	29"	164 lb	fixed	RLSH3072FHGX	\$4,171	+ \$203
			27-37"	177 lb	crank *	RLSH3072CHGX	\$5,133	+ \$203

* 12 crank revolutions yield 1" of height adjustment.

1. Model Number

ex: RLSH3060CHGM

2. Top Finish

Standard Laminate

Izzy+ standard laminate
SurfaceWorks group 1 laminate
see [izzy+ color card](#) for color selection

Non-Standard Laminate

call customer service for a quote;
extended lead times may apply.

3. Top Edge/Grommet Finish

Solid Urethane (edge and grommet are the same color)
see [izzy+ color card](#) for color selection

4. Modesty Panel Finish

Laminate (std) see step 2

Frosted Acrylic (opt)

MA1 seated height + \$198

MA2 standing height + \$377

5. Leg & Pull Finish

P06 silver (std) + \$0

P07 white + \$86

P09 charcoal + \$86

P10 black + \$86

P11 alloy + \$86

6. Leg Options

CS casters (std) + \$0

GL glides (opt) + \$0

(height range will decrease by 2")

7. Cabinet Finish

Melamine Case & Door (std)

see [izzy+ color card](#) for color selection
(choose one melamine color)

Laminate Door (opt)

see upcharge column above
see step 2 for color options
(case is melamine)

2mm ABS Edgeband

(available with laminate door only)

see [izzy+ color card](#) for color selection

8. Large Cabinet Options

GK technology rack + \$217

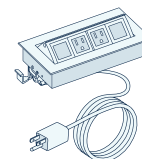
GB vent fan - black + \$240

GW vent fan - white + \$240

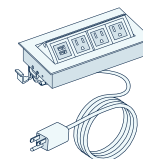
9. Power Options

PU 2-pwr/2-open (std) + \$0

P3 3-pwr/1 dual USB (opt) + \$120



PU
2-power/2-open



P3
3-power/1 dual USB

DEWEY HELPDESK

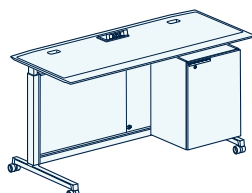
Pricing

MODEL XG: LARGE CABINET-RIGHT

EFFECTIVE FEB 1, 2022:
add 10% to all list prices

EFFECTIVE OCT 3, 2022:
add 10% surcharge to all orders

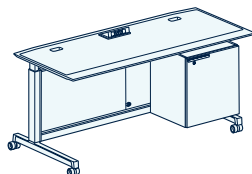
XG: Standing Height



PRODUCT DESCRIPTION	DEPTH	LENGTH	OVERALL HEIGHT	WEIGHT	HEIGHT ADJUSTMENT TYPE	MODEL #	LIST PRICE	LAMINATE CABINET DOOR
helpdesk standing height model XG large cabinet-R	30"	60"	36-42"	175 lb	pin	RLND3060PHXG	\$3,869	+ \$203
			39-46"	183 lb	electric	RLND3060EHXG	\$5,247	+ \$203
			37-47"	181 lb	crank *	RLND3060CHXG	\$4,834	+ \$203
		72"	36-42"	192 lb	pin	RLND3072PHXG	\$4,331	+ \$203
			39-46"	200 lb	electric	RLND3072EHXG	\$5,706	+ \$203
			37-47"	198 lb	crank *	RLND3072CHXG	\$5,296	+ \$203

* 12 crank revolutions yield 1" of height adjustment.

XG: Seated Height



PRODUCT DESCRIPTION	DEPTH	LENGTH	OVERALL HEIGHT	WEIGHT	HEIGHT ADJUSTMENT	MODEL #	LIST PRICE	LAMINATE CABINET DOOR
helpdesk seated height model XG large cabinet-R	30"	60"	29"	151 lb	fixed	RLSH3060FHXG	\$3,709	+ \$203
			27-37"	160 lb	crank *	RLSH3060CHXG	\$4,685	+ \$203
		72"	29"	164 lb	fixed	RLSH3072FHXG	\$4,171	+ \$203
			27-37"	177 lb	crank *	RLSH3072CHXG	\$5,133	+ \$203

* 12 crank revolutions yield 1" of height adjustment.

1. Model Number

ex: RLSH3060CHGM

2. Top Finish

Standard Laminate

Izzy+ standard laminate
SurfaceWorks group 1 laminate
see [izzy+ color card](#) for color selection

Non-Standard Laminate

call customer service for a quote;
extended lead times may apply.

3. Top Edge/Grommet Finish

Solid Urethane (edge and grommet are the same color)
see [izzy+ color card](#) for color selection

4. Modesty Panel Finish

Laminate (std) see step 2

Frosted Acrylic (opt)

MA1 seated height + \$198

MA2 standing height + \$377

5. Leg & Pull Finish

P06 silver (std) + \$0

P07 white + \$86

P09 charcoal + \$86

P10 black + \$86

P11 alloy + \$86

6. Leg Options

CS casters (std) + \$0

GL glides (opt) + \$0

(height range will decrease by 2")

7. Cabinet Finish

Melamine Case & Door (std)

see [izzy+ color card](#) for color selection
(choose one melamine color)

Laminate Door (opt)

see upcharge column above
see step 2 for color options
(case is melamine)

2mm ABS Edgeband

(available with laminate door only)

see [izzy+ color card](#) for color selection

8. Large Cabinet Options

GK technology rack + \$217

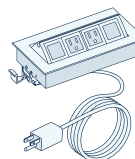
GB vent fan - black + \$240

GW vent fan - white + \$240

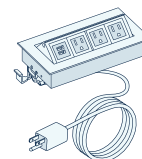
9. Power Options

PU 2-pwr/2-open (std) + \$0

P3 3-pwr/1 dual USB (opt) + \$120



PU
2-power/2-open



P3
3-power/1 dual USB

DEWEY HELPDESK

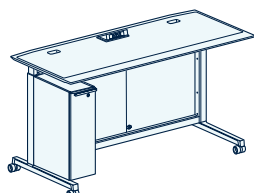
Pricing

MODEL MX: SMALL CABINET-LEFT

EFFECTIVE FEB 1, 2022:
add 10% to all list prices

EFFECTIVE OCT 3, 2022:
add 10% surcharge to all orders

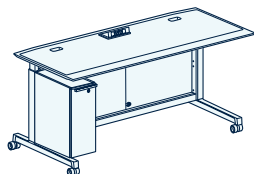
MX: Standing Height



PRODUCT DESCRIPTION	DEPTH	LENGTH	OVERALL HEIGHT	WEIGHT	HEIGHT ADJUSTMENT TYPE	MODEL #	LIST PRICE	LAMINATE CABINET DOOR
helpdesk standing height model MX small cabinet-L	30"	60"	36-42"	155 lb	pin	RLND3060PHMX	\$3,731	+ \$203
			39-46"	163 lb	electric	RLND3060EHMX	\$5,109	+ \$203
			37-47"	161 lb	crank *	RLND3060CHMX	\$4,696	+ \$203
		72"	36-42"	172 lb	pin	RLND3072PHMX	\$4,193	+ \$203
			39-46"	180 lb	electric	RLND3072EHMX	\$5,568	+ \$203
			37-47"	178 lb	crank *	RLND3072CHMX	\$5,158	+ \$203

* 12 crank revolutions yield 1" of height adjustment.

MX: Seated Height



PRODUCT DESCRIPTION	DEPTH	LENGTH	OVERALL HEIGHT	WEIGHT	HEIGHT ADJUSTMENT	MODEL #	LIST PRICE	LAMINATE CABINET DOOR
helpdesk seated height model MX small cabinet-L	30"	60"	29"	131 lb	fixed	RLSH3060FHMX	\$3,230	+ \$203
			27-37"	140 lb	crank *	RLSH3060CHMX	\$4,553	+ \$203
		72"	29"	144 lb	fixed	RLSH3072FHMX	\$3,692	+ \$203
			27-37"	157 lb	crank *	RLSH3072CHMX	\$5,001	+ \$203

* 12 crank revolutions yield 1" of height adjustment.

1. Model Number

ex: RLSH3060CHGM

2. Top Finish

Standard Laminate

Izzy+ standard laminate
SurfaceWorks group 1 laminate
see [izzy+ color card](#) for color selection

Non-Standard Laminate

call customer service for a quote;
extended lead times may apply.

3. Top Edge/Grommet Finish

Solid Urethane (edge and grommet are the same color)
see [izzy+ color card](#) for color selection

4. Modesty Panel Finish

Laminate (std) see step 2

Frosted Acrylic (opt)

MA1 seated height + \$198

MA2 standing height + \$377

5. Leg & Pull Finish

P06 silver (std) + \$0

P07 white + \$86

P09 charcoal + \$86

P10 black + \$86

P11 alloy + \$86

6. Leg Options

CS casters (std) + \$0

GL glides (opt) + \$0

(height range will decrease by 2")

7. Cabinet Finish

Melamine Case & Door (std)

see [izzy+ color card](#) for color selection
(choose one melamine color)

Laminate Door (opt)

see upcharge column above
see step 2 for color options
(case is melamine)

2mm ABS Edgeband

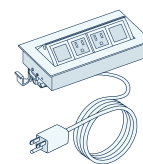
(available with laminate door only)

see [izzy+ color card](#) for color selection

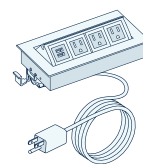
9. Power Options

PU 2-pwr/2-open (std) + \$0

P3 3-pwr/1 dual USB (opt) + \$120



PU
2-power/2-open



P3
3-power/1 dual USB

8. Small Cabinet Options

MB vent fan - black + \$240

MW vent fan - white + \$240

DEWEY HELPDESK

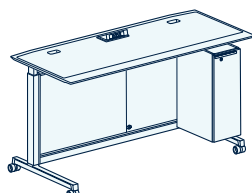
Pricing

MODEL XM: SMALL CABINET-RIGHT

EFFECTIVE FEB 1, 2022:
add 10% to all list prices

EFFECTIVE OCT 3, 2022:
add 10% surcharge to all orders

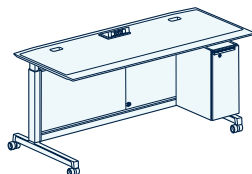
XM: Standing Height



PRODUCT DESCRIPTION	DEPTH	LENGTH	OVERALL HEIGHT	WEIGHT	HEIGHT ADJUSTMENT TYPE	MODEL #	LIST PRICE	LAMINATE CABINET DOOR
helpdesk standing height model XM small cabinet-R	30"	60"	36-42"	155 lb	pin	RLND3060PHXM	\$3,731	+ \$203
			39-46"	163 lb	electric	RLND3060EHXM	\$5,109	+ \$203
			37-47"	161 lb	crank *	RLND3060CHXM	\$4,696	+ \$203
	30"	72"	36-42"	172 lb	pin	RLND3072PHXM	\$4,193	+ \$203
			39-46"	180 lb	electric	RLND3072EHXM	\$5,568	+ \$203
			37-47"	178 lb	crank *	RLND3072CHXM	\$5,158	+ \$203

* 12 crank revolutions yield 1" of height adjustment.

XM: Seated Height



PRODUCT DESCRIPTION	DEPTH	LENGTH	OVERALL HEIGHT	WEIGHT	HEIGHT ADJUSTMENT TYPE	MODEL #	LIST PRICE	LAMINATE CABINET DOOR
helpdesk seated height model XM small cabinet-R	30"	60"	29"	131 lb	fixed	RLSH3060FHXM	\$3,230	+ \$203
			27-37"	140 lb	crank *	RLSH3060CHXM	\$4,553	+ \$203
	30"	72"	29"	144 lb	fixed	RLSH3072FHXM	\$3,692	+ \$203
			27-37"	157 lb	crank *	RLSH3072CHXM	\$5,001	+ \$203

* 12 crank revolutions yield 1" of height adjustment.

1. Model Number

ex: RLSH3060CHGM

2. Top Finish

Standard Laminate

Izzy+ standard laminate
SurfaceWorks group 1 laminate
see [izzy+ color card](#) for color selection

Non-Standard Laminate

call customer service for a quote;
extended lead times may apply.

3. Top Edge/Grommet Finish

Solid Urethane (edge and grommet are the same color)
see [izzy+ color card](#) for color selection

4. Modesty Panel Finish

Laminate (std) see step 2

Frosted Acrylic (opt)

MA1 seated height + \$198

MA2 standing height + \$377

5. Leg & Pull Finish

P06 silver (std) + \$0

P07 white + \$86

P09 charcoal + \$86

P10 black + \$86

P11 alloy + \$86

6. Leg Options

CS casters (std) + \$0

GL glides (opt) + \$0

(height range will decrease by 2")

7. Cabinet Finish

Melamine Case & Door (std)

see [izzy+ color card](#) for color selection
(choose one melamine color)

Laminate Door (opt)

see upcharge column above
see step 2 for color options
(case is melamine)

2mm ABS Edgeband

(available with laminate door only)

see [izzy+ color card](#) for color selection

8. Small Cabinet Options

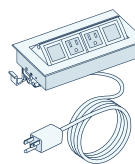
MB vent fan - black + \$240

MW vent fan - white + \$240

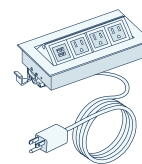
9. Power Options

PU 2-pwr/2-open (std) + \$0

P3 3-pwr/1 dual USB (opt) + \$120



PU
2-power/2-open



P3
3-power/1 dual USB

DEWEY HELPDESK

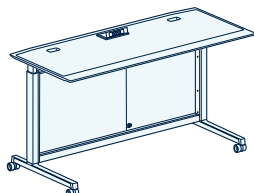
Pricing

MODEL XX: NO STORAGE

EFFECTIVE FEB 1, 2022:
add 10% to all list prices

EFFECTIVE OCT 3, 2022:
add 10% surcharge to all orders

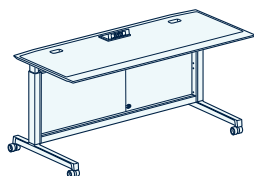
XX: Standing Height



PRODUCT DESCRIPTION	DEPTH	LENGTH	OVERALL HEIGHT	WEIGHT	HEIGHT ADJUSTMENT TYPE	MODEL #	LIST PRICE
helpdesk standing height model XX no storage	30"	60"	36-42"	115 lb	pin	RLND3060PHXX	\$3,236
			39-46"	123 lb	electric	RLND3060EHXX	\$4,613
			37-47"	121 lb	crank *	RLND3060CHXX	\$4,200
		72"	36-42"	132 lb	pin	RLND3072PHXX	\$3,698
			39-46"	140 lb	electric	RLND3072EHXX	\$5,073
			37-47"	138 lb	crank *	RLND3072CHXX	\$4,662

* 12 crank revolutions yield 1" of height adjustment.

XX: Seated Height



PRODUCT DESCRIPTION	DEPTH	LENGTH	OVERALL HEIGHT	WEIGHT	HEIGHT ADJUSTMENT TYPE	MODEL #	LIST PRICE
helpdesk seated height model XX no storage	30"	60"	29"	99 lb	fixed	RLSH3060FHXX	\$3,098
			27-37"	108 lb	crank *	RLSH3060CHXX	\$4,074
		72"	29"	112 lb	fixed	RLSH3072FHXX	\$3,098
			27-37"	125 lb	crank *	RLSH3072CHXX	\$4,522

* 12 crank revolutions yield 1" of height adjustment.

1. Model Number

ex: RLSH3060CHXX

2. Top Finish

Standard Laminate

Izzy+ standard laminate
SurfaceWorks group 1 laminate
see [izzy+ color card](#) for color selection

Non-Standard Laminate

call customer service for a quote;
extended lead times may apply.

3. Top Edge/Grommet

Finish

Solid Urethane (edge and grommet are the same color)
see [izzy+ color card](#) for color selection

4. Modesty Panel Finish

Laminate (std) see step 2

Frosted Acrylic (opt)

A1 seated height + \$198
A2 standing height + \$377

5. Leg Finish

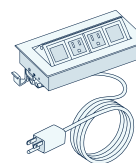
P06 silver (std) + \$0
P07 white + \$86
P09 charcoal + \$86
P10 black + \$86
P11 alloy + \$86

6. Leg Options

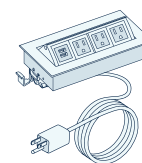
CS casters (std) + \$0
GL glides (opt) + \$0
(height range will decrease by 2")

7. Power Options

PU 2-pwr/2-open (std) + \$0
P3 3-pwr/1 dual USB (opt) + \$120



PU
2-power/2-open



P3
3-power/1 dual USB

DEWEY TECHNOLOGY CART

EFFECTIVE FEB 1, 2022:
add 10% to all list prices

EFFECTIVE OCT 3, 2022:
add 10% surcharge to all orders



DEWEY TECHNOLOGY CART

Specifications

STANDARDS, FRAME CONSTRUCTION, CASTERS, ACCESSORIES, FINISH SELECTION

EFFECTIVE FEB 1, 2022:
add 10% to all list prices

EFFECTIVE OCT 3, 2022:
add 10% surcharge to all orders

Standards	Meets or exceeds applicable ANSI/BIFMA durability and safety standards and is SCS Indoor Advantage Gold certified.																																																																
Frame Construction	Dewey Technology Cart Frame is extruded aluminum with an 18" cast aluminum foot.																																																																
Casters	Casters: 60mm dual wheel; each unit comes standard with two locking and two non-locking, Two-tone caster: charcoal with cool-grey interior.																																																																
Side Mounted Container	Side-Mounted Container is a recommended accessory for storing markers, erasers, pushpins and more. Steel container mounts to the outside of the frame on all configurations. Recommended for all full length configurations or when additional storage is necessary on the half length configurations. Available in finishes to match frame. Dimensions: 3"W x 2"D x 5"H.																																																																
Finish Selection	<div><p>Technology Cart Finish Selection: Finishes must be selected for seven different Dewey Technology Cart components. See izzy+ color card to view color choices for each component.</p><table><tr><th>Connection Cart Finish Selection</th><th>Tackable Fabric</th><th>LDW Markerboard Laminate</th><th>Porcelain Magnetic Markerboard</th><th>2mm ABS Edgeband</th><th>Melamine</th><th>Laminate</th><th>Metal</th></tr><tr><td>Side 1 Infill</td><td></td><td></td><td></td><td></td><td></td><td>●</td><td></td></tr><tr><td>Side 2 Infill</td><td>●</td><td>●</td><td>●</td><td></td><td></td><td></td><td></td></tr><tr><td>Frame</td><td></td><td></td><td></td><td></td><td></td><td></td><td>●</td></tr><tr><td>Door Pulls</td><td></td><td></td><td></td><td></td><td></td><td></td><td>● (same as leg)</td></tr><tr><td>Cabinet Case</td><td></td><td></td><td></td><td></td><td>●</td><td></td><td></td></tr><tr><td>Cabinet Door Front*</td><td></td><td></td><td></td><td></td><td>● (same as case)</td><td>● (opt)</td><td></td></tr><tr><td>Cabinet Door Edge*</td><td></td><td></td><td></td><td>● (opt)</td><td></td><td></td><td></td></tr></table></div> <p>* select if optional laminate door is specified</p>	Connection Cart Finish Selection	Tackable Fabric	LDW Markerboard Laminate	Porcelain Magnetic Markerboard	2mm ABS Edgeband	Melamine	Laminate	Metal	Side 1 Infill						●		Side 2 Infill	●	●	●					Frame							●	Door Pulls							● (same as leg)	Cabinet Case					●			Cabinet Door Front*					● (same as case)	● (opt)		Cabinet Door Edge*				● (opt)			
Connection Cart Finish Selection	Tackable Fabric	LDW Markerboard Laminate	Porcelain Magnetic Markerboard	2mm ABS Edgeband	Melamine	Laminate	Metal																																																										
Side 1 Infill						●																																																											
Side 2 Infill	●	●	●																																																														
Frame							●																																																										
Door Pulls							● (same as leg)																																																										
Cabinet Case					●																																																												
Cabinet Door Front*					● (same as case)	● (opt)																																																											
Cabinet Door Edge*				● (opt)																																																													

DEWEY TECHNOLOGY CART

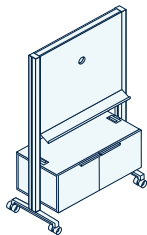
Specifications

CLOSED STORAGE, OPEN STORAGE, SHIPPING

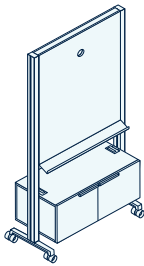
EFFECTIVE FEB 1, 2022:
add 10% to all list prices

EFFECTIVE OCT 3, 2022:
add 10% surcharge to all orders

Closed Storage

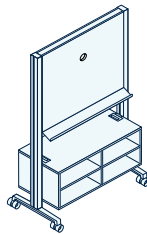


63" height
36" w x 29" h workable area

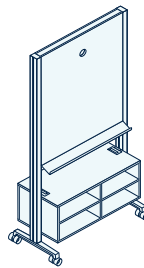


75" height
36" w x 41" h workable area

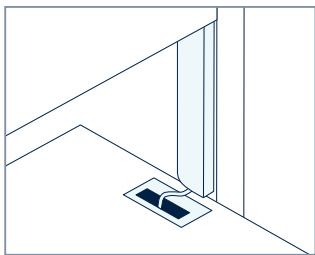
Open Storage



63" height
36" w x 29" h workable area



75" height
36" w x 41" h workable area



Vertical Wire Manager
11" x 2.5" x 0.75"

Shipping

Install your own monitor or TV on side one and select a laminate background (vertical grain direction). Select from magnetic porcelain markerboard, LDW laminate markerboard or tackable fabric options for side two. Open or closed storage cabinets are included.

The Technology Cart has been tested to accommodate standard technology requirements including a flush-mounted 42" flat screen and web camera (45 lbs total weight - not included).

Power: Two simplex receptacles (15amp) are included under the shelf (120" cord).

Closed Storage: Cam and dowel construction; 0.75" thermally-fused melamine case and doors. Doors are optionally available in 0.75" particle board core with high-pressure laminate and 2mm ABS edgeband. Door front has vertical grain direction. Stationary center divider and adjustable center shelf has a 14" depth providing 2.5" of clearance in the back. Four compartments provide storage (17.1"W x 14" D x 6.3"H). Exterior dimensions: 36"W x 17.9"D x 14.5"H. Interior dimensions: 34.75"W x 16.6"D x 13.25"H. Door pulls match leg finish selection.

Open Storage: Cam and dowel construction; 0.75" thermally-fused melamine case with coordinating edgeband. Stationary center divider and adjustable center shelf has a 14" depth providing 2.5" of clearance in the back. Four compartments provide storage (17.1"W x 14" D x 6.3"H). Exterior dimensions: 36"W x 17.25"D x 14.5"H. Interior dimensions: 34.75"W x 16"D x 13.25"H. Wire management included.

Panel Grommet: opening dimension for technology panel: 2.4" diameter and centered 9.6" from top edge.

Two Black Grommets are installed on the top of the cabinet centered on right and left.

Included Hinged Vertical Wire Manager (11" x 2.5" x 0.75") in Dove Gray, attaches to the frame and carries cords from the upper panel to the cabinet.

Dewey Technology Cart ships assembled with corner guards and shrink wrap. Cabinets will be individually wrapped and placed on skid between Technology Cart legs.

DEWEY TECHNOLOGY CART

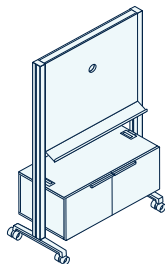
Pricing

CLOSED STORAGE

EFFECTIVE FEB 1, 2022:
add 10% to all list prices

EFFECTIVE OCT 3, 2022:
add 10% surcharge to all orders

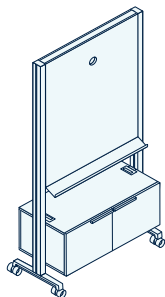
63" Height



DEPTH	LENGTH	OVERALL HEIGHT	WEIGHT	INFILL CONFIGURATION	COM FABRIC YARDAGE	MODEL #	LIST PRICE	LAMINATE CABINET DOORS
20"	40"	63"	246 lb	XM infill side 1: laminate infill side 2: LDW laminate markerboard	n/a	RLNCH4063XMSC	\$4,043	+ \$289
20"	40"	63"	246 lb	XT infill side 1: laminate infill side 2: tackable fabric *	1.0 yds	RLNCH4063XTSC	\$4,666	+ \$289
20"	40"	63"	246 lb	XP infill side 1: laminate infill side 2: magnetic porcelain markerboard	n/a	RLNCH4063XPSC	\$4,405	+ \$289

* see fabric grade information below

75" Height



DEPTH	LENGTH	OVERALL HEIGHT	WEIGHT	INFILL CONFIGURATION	COM FABRIC YARDAGE	MODEL #	LIST PRICE	LAMINATE CABINET DOORS
20"	40"	75"	256 lb	XM infill side 1: laminate infill side 2: LDW laminate markerboard	n/a	RLNCH4075XMSC	\$4,229	+ \$289
20"	40"	75"	256 lb	XT infill side 1: laminate infill side 2: tackable fabric *	1.4 yds	RLNCH4075XTSC	\$4,797	+ \$289
20"	40"	75"	256 lb	XP infill side 1: laminate infill side 2: magnetic porcelain markerboard	n/a	RLNCH4075XPSC	\$4,535	+ \$289

* see fabric grade information below

1. Model Number

ex: RLNCH4075XPSC

2. Side 1 Laminate Infill

Standard Laminate

Izzy+ standard laminate
SurfaceWorks group 1 Laminate
see [izzy+ color card](#) for color selection

Non-Standard Laminate

call customer service for a quote;
extended lead times may apply.

3. Side 2 Fabric Infill

(for XT tackable fabric model only)

G1 Grade 1/COM (std) + \$0

G2 Grade 2 + \$33*

G3 Grade 3 + \$125*

Other/CSM call for a quote
(customer specified material)

*note: upcharge is applied per side;
see izzy+ color card for fabric selection
and COM fabric instructions.

4. Frame & Pull Finish

P06 silver (std) + \$0

P07 white + \$86

P09 charcoal + \$86

P10 black + \$86

P11 alloy + \$86

5. Cabinet Finish

Melamine case & door fronts (std)

see [izzy+ color card](#) for color selection
(choose one melamine color.)

Laminate Cabinet Doors

optional, see upcharge column above
see step 2 for color selection
(case is melamine)

2mm ABS Edgeband Selection

(selection available with laminate door
only) see [izzy+ color card](#) for color
selection

6. Accessories

Side-Mounted

Container

RLNMC.P06 silver \$197

RLNMC.P07 white \$283

RLNMC.P09 charcoal \$283

RLNMC.P10 black \$283

RLNMC.P11 alloy \$283



Side Mounted
Container

DEWEY TECHNOLOGY CART

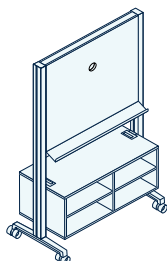
Pricing

OPEN STORAGE

EFFECTIVE FEB 1, 2022:
add 10% to all list prices

EFFECTIVE OCT 3, 2022:
add 10% surcharge to all orders

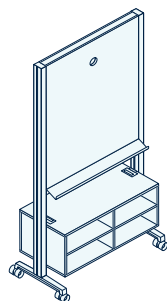
63" Height



DEPTH	LENGTH	OVERALL HEIGHT	WEIGHT	INFILL CONFIGURATION	COM FABRIC YARDAGE	MODEL #	LIST PRICE
20"	40"	63"	240 lb	XM infill side 1: laminate infill side 2: LDW markerboard laminate	n/a	RLNCH4063XMSO	\$3,794
20"	40"	63"	240 lb	XT infill side 1: laminate infill side 2: tackable fabric *	1.0 yds	RLNCH4063XTSO	\$4,337
20"	40"	63"	240 lb	XP infill side 1: laminate infill side 2: magnetic porcelain markerboard	n/a	RLNCH4063XPSO	\$4,074

* see fabric grade information below

75" Height



DEPTH	LENGTH	OVERALL HEIGHT	WEIGHT	INFILL CONFIGURATION	COM FABRIC YARDAGE	MODEL #	LIST PRICE
20"	40"	75"	250 lb	XM infill side 1: laminate infill side 2: LDW markerboard laminate	n/a	RLNCH4075XMSO	\$3,919
20"	40"	75"	250 lb	XT infill side 1: laminate infill side 2: tackable fabric *	1.0 yds	RLNCH4075XTSO	\$4,468
20"	40"	75"	250 lb	XP infill side 1: laminate infill side 2: magnetic porcelain markerboard	n/a	RLNCH4075XPSO	\$4,271

* see fabric grade information below

1. Model Number

EX: RLNCH4075XTSO

2. Side 1 Laminate Infill

Standard Laminate

Izzy+ standard laminate
SurfaceWorks group 1 Laminate
see [izzy+ color card](#) for color selection

Non-Standard Laminate

call customer service for a quote;
extended lead times may apply.

3. Side 2 Fabric Infill

(for **XT** tackable fabric model only)

G1	Grade 1/COM (std)	+ \$0
G2	Grade 2	+ \$33*
G3	Grade 3	+ \$125*
Other/CSM	call for a quote	(customer specified material)

*note: upcharge is applied per side;
see [izzy+ color card](#) for fabric
selection and COM fabric instructions.

4. Frame Finish

P06	silver (std)	+ \$0
P07	white	+ \$86
P09	charcoal	+ \$86
P10	black	+ \$86
P11	alloy	+ \$86

5. Cabinet Finish

Melamine (standard)

see [izzy+ color card](#) for color selection
(choose one melamine color)

6. Accessories

Side-Mounted Container

RLNMC.P06	silver	\$197
RLNMC.P07	white	\$283
RLNMC.P09	charcoal	\$283
RLNMC.P10	black	\$283
RLNMC.P11	alloy	\$283

Side Mounted
Container



DEWEY CONNECTION CART

EFFECTIVE FEB 1, 2022:
add 10% to all list prices

EFFECTIVE OCT 3, 2022:
add 10% surcharge to all orders

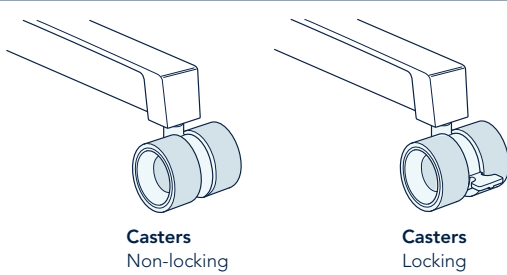
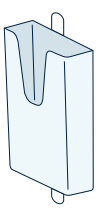


DEWEY CONNECTION CART
Specifications

STANDARDS, FRAME CONSTRUCTION, ACCESSORIES, SHIPPING

EFFECTIVE FEB 1, 2022:
add 10% to all list prices

EFFECTIVE OCT 3, 2022:
add 10% surcharge to all orders

Standards	Meets or exceeds applicable ANSI/BIFMA durability and safety standards and is SCS Indoor Advantage Gold certified.
Frame Construction	Dewey Connection Cart Frame is extruded aluminum with an 18" cast aluminum foot.
Casters <div><p>Casters Non-locking</p><p>Casters Locking</p></div>	Casters: 60mm dual wheel; each unit comes standard with two locking and two non-locking, Two-tone caster: charcoal with cool-grey interior.
Side Mounted Container <div></div>	Side-Mounted Container is a recommended accessory for storing markers, erasers, pushpins and more. Steel container mounts to the outside of the frame on all configurations. Recommended for all full length configurations or when additional storage is necessary on the half length configurations. Available in finishes to match frame. Dimensions: 3"W x 2"D x 5"H.
Shipping	Connection Cart ships assembled with corner guards and shrink wrap.

DEWEY CONNECTION CART

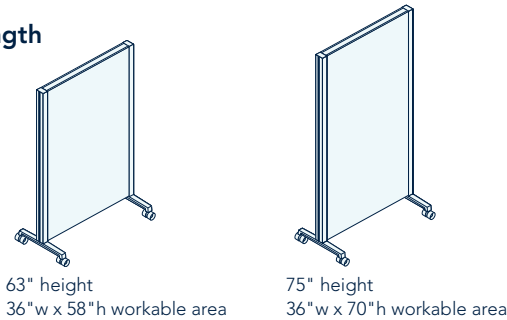
Specifications

FULL LENGTH, HALF LENGTH, FINISH SELECTION

EFFECTIVE FEB 1, 2022:
add 10% to all list prices

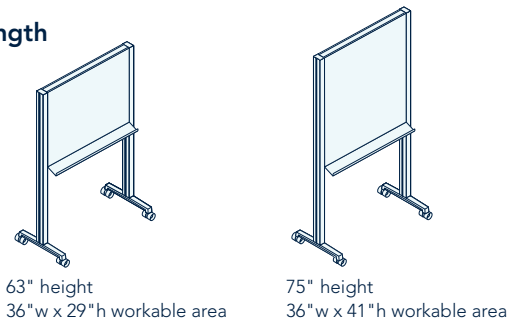
EFFECTIVE OCT 3, 2022:
add 10% surcharge to all orders

Full Length



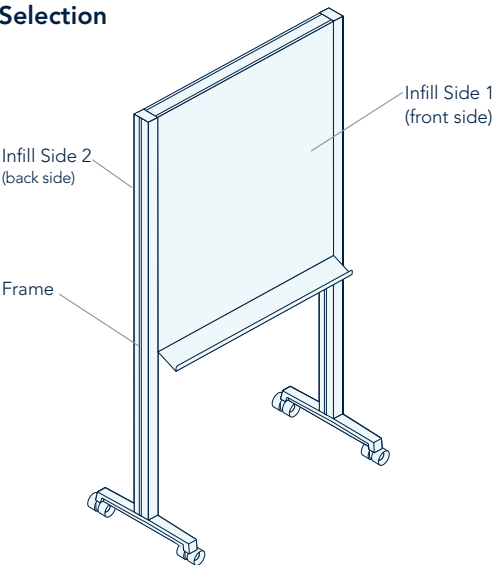
Full Length: Workable area is 14-17 sq. ft. & starts at base. Two full length units nest approximately 23" deep; add 3.2" for each additional unit.

Half Length



Half Length: Includes a two-sided shelf design to reduce nesting footprint and provide marker storage, or a place to support flip charts and storyboards. Workable area is 7-10 sq. ft. & starts 30" above floor. Side one has a 2.6" deep angled shelf and side two has a 1.6" deep square shelf. Two half length units nest approximately 24.3" deep; add 4.4" for each additional unit.

Finish Selection



Connection Cart Finish Selection: Depending on the specific Connection Cart model and configuration, finishes must be selected for up to seven different Dewey Connection Cart components. See [izzy+ color card](#) to view color choices for each component.

Connection Cart Finish Selection	Tackable Fabric	LDW Markerboard Laminate	Porcelain Magnetic Markerboard	Metal
Side 1 Infill	•	•	•	
Side 2 Infill	•	•	•	
Frame				•

DEWEY CONNECTION CART

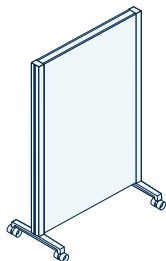
Pricing

FULL LENGTH

EFFECTIVE FEB 1, 2022:
add 10% to all list prices

EFFECTIVE OCT 3, 2022:
add 10% surcharge to all orders

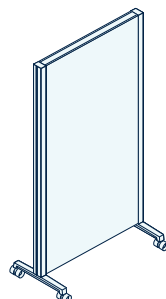
63" Height



DEPTH	LENGTH	OVERALL HEIGHT	WEIGHT	INFILL CONFIGURATION	COM FABRIC YARDAGE	MODEL #	LIST PRICE
20"	40"	63"	200 lb	MM infill side 1: LDW markerboard laminate infill side 2: LDW markerboard laminate	n/a	RLNCF4063MM	\$3,234
				MT infill side 1: LDW markerboard laminate infill side 2: tackable fabric*	1.8 yds	RLNCF4063MT	\$3,220
				TT infill side 1: tackable fabric* infill side 2: tackable fabric*	3.6 yds	RLNCF4063TT	\$2,958
				PP infill side 1: magnetic porcelain markerboard infill side 2: magnetic porcelain markerboard	n/a	RLNCF4063PP	\$4,074
				PT infill side 1: magnetic porcelain markerboard infill side 2: tackable fabric*	1.8 yds	RLNCF4063PT	\$3,615

* see fabric grade information below

75" Height



DEPTH	LENGTH	OVERALL HEIGHT	WEIGHT	INFILL CONFIGURATION	COM FABRIC YARDAGE	MODEL #	LIST PRICE
20"	40"	75"	210 lb	MM infill side 1: LDW markerboard laminate infill side 2: LDW markerboard laminate	n/a	RLNCF4075MM	\$3,358
				MT infill side 1: LDW markerboard laminate infill side 2: tackable fabric*	2.2 yds	RLNCF4075MT	\$3,348
				TT infill side 1: tackable fabric* infill side 2: tackable fabric*	4.4 yds	RLNCF4075TT	\$3,089
				PP infill side 1: magnetic porcelain markerboard infill side 2: magnetic porcelain markerboard	n/a	RLNCF4075PP	\$4,666
				PT infill side 1: magnetic porcelain markerboard infill side 2: tackable fabric*	2.2 yds	RLNCF4075PT	\$4,009

* see fabric grade information below

1. Model Number

ex: RLNCF4075PT

2. Fabric Infill

(for MT, TT, PT tackable fabric models)

G1 Grade 1/COM (std) + \$0
 G2 Grade 2 + \$55
 G3 Grade 3 + \$250

Other/CSM call for a quote
 (customer specified material)

note: upcharge is applied per side
 see **izzy+ color card** for fabric
 selection and COM fabric instructions.

3. Frame Finish

P06 silver (std) + \$0
 P07 white + \$86
 P09 charcoal + \$86
 P10 black + \$86
 P11 alloy + \$86

4. Accessories

Side-Mounted Container

RLNMC.P06 silver \$197
 RLNMC.P07 white \$283
 RLNMC.P09 charcoal \$283
 RLNMC.P10 black \$283
 RLNMC.P11 alloy \$283



Side Mounted
Container

DEWEY CONNECTION CART

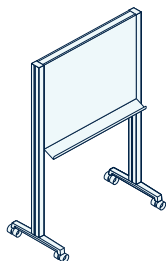
Pricing

HALF LENGTH

EFFECTIVE FEB 1, 2022:
add 10% to all list prices

EFFECTIVE OCT 3, 2022:
add 10% surcharge to all orders

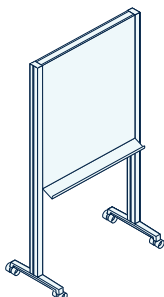
63" Height



DEPTH	LENGTH	OVERALL HEIGHT	WEIGHT	INFILL CONFIGURATION	COM FABRIC YARDAGE	MODEL #	LIST PRICE
20"	40"	63"	200 lb	MM infill side 1: LDW markerboard laminate infill side 2: LDW markerboard laminate	n/a	RLNCH4063MM	\$2,551
20"	40"	63"	200 lb	MT infill side 1: LDW markerboard laminate infill side 2: tackable fabric*	1.0 yds	RLNCH4063MT	\$2,827
20"	40"	63"	200 lb	TT infill side 1: tackable fabric* infill side 2: tackable fabric*	2.0 yds	RLNCH4063TT	\$2,958
20"	40"	63"	200 lb	PP infill side 1: magnetic porcelain markerboard infill side 2: magnetic porcelain markerboard	n/a	RLNCH4063PP	\$3,548
20"	40"	63"	200 lb	PT infill side 1: magnetic porcelain markerboard infill side 2: tackable fabric*	1.0 yds	RLNCH4063PT	\$3,417

* see fabric grade information below

75" Height



DEPTH	LENGTH	OVERALL HEIGHT	WEIGHT	INFILL CONFIGURATION	COM FABRIC YARDAGE	MODEL #	LIST PRICE
20"	40"	75"	210 lb	MM infill side 1: LDW markerboard laminate infill side 2: LDW markerboard laminate	n/a	RLNCH4075MM	\$3,250
20"	40"	75"	210 lb	MT infill side 1: LDW markerboard laminate infill side 2: tackable fabric*	1.4 yds	RLNCH4075MT	\$2,958
20"	40"	75"	210 lb	TT infill side 1: tackable fabric* infill side 2: tackable fabric*	2.8 yds	RLNCH4075TT	\$3,089
20"	40"	75"	210 lb	PP infill side 1: magnetic porcelain markerboard infill side 2: magnetic porcelain markerboard	n/a	RLNCH4075PP	\$3,680
20"	40"	75"	210 lb	PT infill side 1: magnetic porcelain markerboard infill side 2: tackable fabric*	1.4 yds	RLNCH4075PT	\$3,548

* see fabric grade information below

1. Model Number

ex: RLNCF4075PT

2. Fabric Infill

(for **MT**, **TT**, **PT** tackable fabric models)

G1	Grade 1/COM (std)	+ \$0
G2	Grade 2	+ \$55*
G3	Grade 3	+ \$250*
Other/CSM	call for a quote	
	(customer specified material)	

*note: upcharge is applied per side
 see **izzy+ color card** for fabric
 selection and COM fabric instructions.

3. Frame Finish

P06	silver (std)	+ \$0
P07	white	+ \$86
P09	charcoal	+ \$86
P10	black	+ \$86
P11	alloy	+ \$86

4. Accessories

Side-Mounted Container

RLNMC.P06	silver	\$197
RLNMC.P07	white	\$283
RLNMC.P09	charcoal	\$283
RLNMC.P10	black	\$283
RLNMC.P11	alloy	\$283



Side Mounted
Container

DEWEY MEDIA CABINET

EFFECTIVE FEB 1, 2022:
add 10% to all list prices

EFFECTIVE OCT 3, 2022:
add 10% surcharge to all orders



DEWEY MEDIA CABINET

Specifications

STANDARDS, GLIDES, TECHNOLOGY STORAGE

EFFECTIVE FEB 1, 2022:
add 10% to all list prices

EFFECTIVE OCT 3, 2022:
add 10% surcharge to all orders

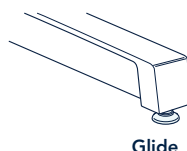
Standards

Meets or exceeds applicable ANSI/BIFMA durability and safety standards and is SCS Indoor Advantage Gold certified.

Construction

Dewey Media Cabinet is constructed with 0.75" thermally-fused melamine case and door with coordinating edgeband. are optionally available in 0.75" particle board core with high-pressure laminate and 2mm ABS edgeband. Grain direction is vertical. Frame is extruded aluminum with a cast aluminum foot. Drawer and door pulls match leg finish selection.


Glides



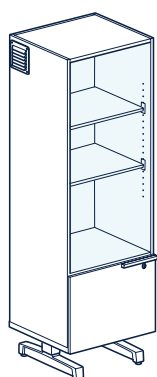
Glide

Glides: ¾" leveling for uneven floors.

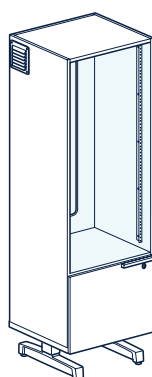
Storage Details & Options




Exterior
Cabinet View



Interior
Cabinet View
Standard Storage



Interior
Cabinet View
Optional
Technology
Storage Rack



Ventilation
Fan & Cover

Upper Cabinet: Standard with two adjustable shelves.

Lower Drawer: Lateral file accommodates horizontal filing.

Grommets: Four black grommets (3.75"L x 1.75"D); two on rear of cabinet, top right and left; one on top of bottom drawer; one on underside/bottom of cabinet.

Locks on Media cabinets are keyed alike – upper cabinet, lateral drawer, and rear access panel.

Cabinet dimensions:

Exterior: 20"W x 18.75"D x 60"H

Interior Cabinet: 19.1"W x 17.4"D x 39"H

Interior Lateral File Drawer 16.5"W x 11.5"D x 10"H

Technology Storage Rack: 19"W x 35"H; is optional, and accommodates 20 rack units (RU). Included with technology storage option is a back hinged, lockable door to provide access to racked technology.

Ventilation Fan: ideal for venting cabinets and enclosures, optional self-contained fan features a large, brushless fan for higher airflow, low noise and long life. When mounted, fan does not vibrate. Fan speed is adjustable. Ventilation fan cover available in white or black.

Media Cabinet Storage Options	Storage Only	Vent/Fan	Tech Rack	Tech Rack & Vent/Fan
	yes	left or right, black or white	yes	left or right

DEWEY MEDIA CABINET

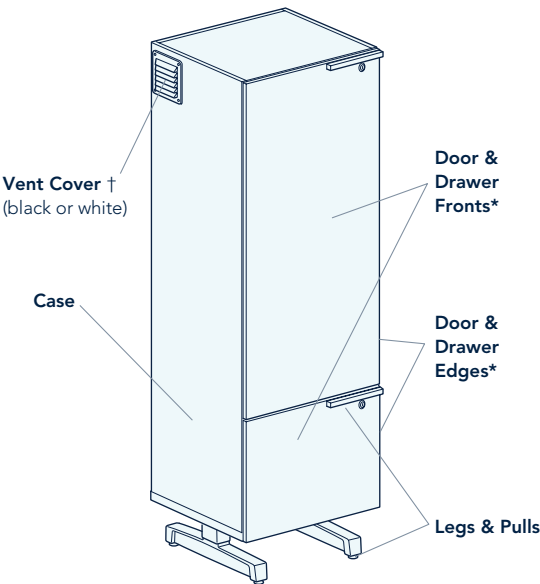
Specifications

FINISH SELECTION, SHIPPING

EFFECTIVE FEB 1, 2022:
add 10% to all list prices

EFFECTIVE OCT 3, 2022:
add 10% surcharge to all orders

Finish Selection



Media Cabinet Finish Selection: Finishes must be selected for up to 5 different Media Cabinet components. See [izzy+ color card](#) to view color choices for each component.

Media Cabinet Finish Selection	Laminate	Melamine	2mm ABS Edgeband	Metal	Plastic (white or black)
Case		●			
Door & Drawer Fronts*	● (opt)	● (std - same as case)			
Door & Drawer Edges*			● (opt)		
Legs & Door/Drawer Pulls (matching)				●	
Vent Fan Cover †					●

* select with optional laminate door/drawer fronts only
† select with optional ventilation fan only

Shipping

Dewey Media Cabinet ships assembled with corner guards and shrink wrap.

DEWEY MEDIA CABINET

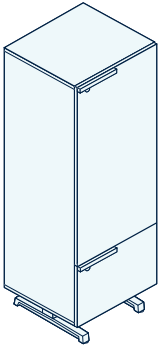
Pricing

UPPER CABINET, LOWER LATERAL

EFFECTIVE FEB 1, 2022:
add 10% to all list prices

EFFECTIVE OCT 3, 2022:
add 10% surcharge to all orders

Media Cabinet



DEPTH	WIDTH	OVERALL HEIGHT	WEIGHT	HINGE	MODEL #	LIST PRICE	LAMINATE FRONT
18.75"	20"	60"	189 lb	left hinge	RLNCAB60L	\$1,641	+ \$330
	20"	60"	189 lb	right hinge	RLNCAB60R	\$1,641	+ \$330

1. Model Number

ex: RLNCAB60R

2. Cabinet Finish

Melamine Case & Front (std)
see [izzy+ color card](#) for color selection
(choose one melamine color)

Laminate Door & Drawer Fronts
optional, see upcharge column above
Izzy+ standard laminate
SurfaceWorks group 1 laminate
see [izzy+ color card](#) for color selection
case is melamine

2mm ABS Edgeband
(available with laminate door only)
see [izzy+ color card](#) for color selection

3. Base & Pull Finish

P06	silver (std)	+ \$0
P07	white	+ \$86
P09	charcoal	+ \$86
P10	black	+ \$86
P11	alloy	+ \$86

4. Cabinet Options

RK	rack mount rails	+ \$217
	for technology storage	
LB	vent/fan left, black	+ \$240
RB	vent/fan right, black	+ \$240
LW	vent/fan left, white	+ \$240
RW	vent/fan right, white	+ \$240

DEWEY BOOKSHELF

EFFECTIVE FEB 1, 2022:
add 10% to all list prices

EFFECTIVE OCT 3, 2022:
add 10% surcharge to all orders



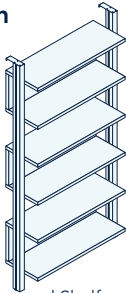
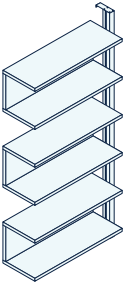
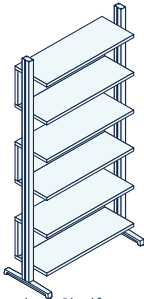
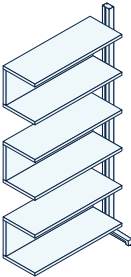
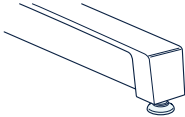
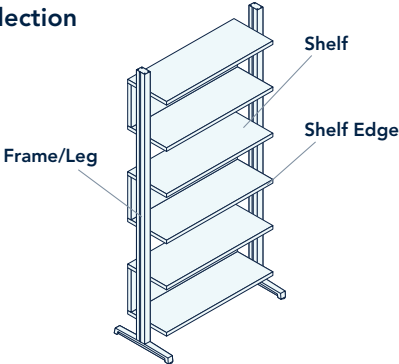
DEWEY BOOKSHELF

Specifications

FRAME, GLIDES, FINISH SELECTION, SHIPPING

EFFECTIVE FEB 1, 2022:
add 10% to all list prices

EFFECTIVE OCT 3, 2022:
add 10% surcharge to all orders

<h3>Standards</h3>	Meets or exceeds applicable ANSI/BIFMA durability and safety standards and is SCS Indoor Advantage Gold certified.																
<h3>Construction</h3> <div><p>Wall-Mounted Shelf 14"D x 40"L x 81.25"H</p><p>Wall-Mounted Add-on Shelf 14"D x 38"L x 81.25"H</p><p>Freestanding Shelf 18"D x 40"L x 83.5"H</p><p>Freestanding Add-on Shelf 18"D x 38"L x 83.5"H</p></div>	<p>Available as a freestanding or wall-mounted unit. Dewey Bookshelf dimensions are 36"L x 12.5"H with 6 total display surfaces. Extruded aluminum frame supports three C-shaped shelves. Free-standing frame includes 18" cast aluminum feet with adjustable glides, and Wall mounted frame includes adjustable glides and hardware for mounting to wall.</p> <p>Shelves are 1" thick. Shelf units can be mounted in 6" increments facing either direction on frame to allow for dual-sided use. High pressure laminate construction with horizontal grain direction.</p> <p>Shelf Edges: 2mm ABS edgeband (PVC-free).</p> <p>Add-On Bookshelf: Attaches to a freestanding or wall-mounted bookshelf, or another add-on unit. Consists of additional shelving and one support leg.</p>																
<h3>Glides</h3> 	<p>Adjustable Glides: ¾" leveling for uneven floors.</p>																
<h3>Finish Selection</h3> <div></div>	<p>Bookshelf Finish Selection: Each of the three Dewey Bookshelf components require a finish selection. See izzy+ color card to view color choices for each component.</p> <table><tr><th>Bookshelf Finish Selection</th><th>Laminate</th><th>2mm ABS Edgeband</th><th>Metal</th></tr><tr><td>Shelf</td><td>●</td><td></td><td></td></tr><tr><td>Shelf Edge</td><td></td><td>●</td><td></td></tr><tr><td>Frame/Leg</td><td></td><td></td><td>●</td></tr></table>	Bookshelf Finish Selection	Laminate	2mm ABS Edgeband	Metal	Shelf	●			Shelf Edge		●		Frame/Leg			●
Bookshelf Finish Selection	Laminate	2mm ABS Edgeband	Metal														
Shelf	●																
Shelf Edge		●															
Frame/Leg			●														
<h3>Shipping</h3>	Dewey Bookshelf ships knocked down.																

DEWEY BOOKSHELF

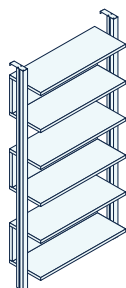
Pricing

WALL MOUNTED & FREE STANDING

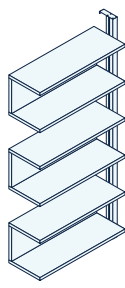
EFFECTIVE FEB 1, 2022:
add 10% to all list prices

EFFECTIVE OCT 3, 2022:
add 10% surcharge to all orders

Wall-Mounted



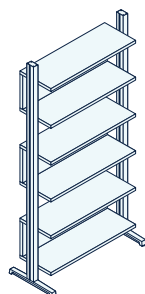
stand-alone



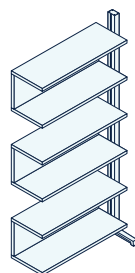
add-on

DESCRIPTION	DEPTH	LENGTH	OVERALL HEIGHT	WEIGHT	MODEL #	LIST PRICE
Wall-Mounted stand-alone shelf	14"	40"	81.25"	135 lb	RLNBOK36WH	\$2,390
Wall-Mounted add-on shelf	14"	38"	81.25"	125 lb	RLNBOK36WAH	\$2,074

Freestanding



stand-alone



add-on

DESCRIPTION	DEPTH	LENGTH	OVERALL HEIGHT	WEIGHT	MODEL #	LIST PRICE
Freestanding stand-alone shelf	18"	40"	83.5"	140 lb	RLNBOK36FH	\$2,390
Freestanding add-on shelf	18"	38"	83.5"	126 lb	RLNBOK36FAH	\$2,074

1. Model Number

ex: RLNBOK36FAH

2. Shelf Finish

Standard Laminate

Izzy+ standard laminate
 SurfaceWorks group 1 laminate
 see [izzy+ color card](#) for color selection

Non-Standard Laminate

call customer service for a quote;
 extended lead times may apply.

3. Shelf Edge Finish

2mm ABS Edgeband

see [izzy+ color card](#) for color selection

4. Frame/Leg Finish

P06	silver (std)	+ \$0
P07	white	+ \$86
P09	charcoal	+ \$86
P10	black	+ \$86
P11	alloy	+ \$86

DOCUMENT UPDATES

**EFFECTIVE FEB 1, 2022:
add 10% to all list prices**

**EFFECTIVE OCT 3, 2022:
add 10% surcharge to all orders**

Version 1.0 (published June 23, 2021)

Format:

- All Izzy+ products consolidated into one document
- Various formatting revisions throughout the document

Pricing:

- All Dewey Table prices reduced 11% for edgeband, and 7%-10% for urethane edge
- All Clara Table prices reduced 5% for edgeband and 4%-5% for urethane edge
- Significant price reduction on Horizontal Wire Management Trough

General:

- Miscellaneous tweaks, corrections and clarifications throughout the document

Product Additions:

- Dewey Training Table C-Leg 30" width

Product Deletions:

- Floor Mount Kit discontinued for all Dewey products

Version 1.1 (published October 12, 2021)

General:

- Correction to Dewey Helpdesk cabinet spacing dimensions
- Correction to Dewey 6-Top power option on pricing page

Version 1.2 (published February 1, 2022)

Pricing:

- Added notice of 10% increase for all list prices
- Added notice of 7% surcharge for all orders

Version 1.3 (published September 12, 2022)

Pricing:

- Added notice of 10% surcharge for all orders effective 10/3/2022

General:

- Correction to Dewey Media Cabinet - access panel available only with technology rack
- Clarification on Dewey Modesty Panels - Aluminum frame modesty panels must be ordered with table
- Miscellaneous tweaks, corrections and clarifications throughout the document



SurfaceWorks Inc.
7821S. 10th Street | Oak Creek, WI 53154
www.surfaceworks.us

414.570.2677
