



SURFACEWORKS

PLANTABLE

SPECIFICATION & PRICING GUIDE

SEPTEMBER 2025







FOCUSED ON WELL-BEING AND FUNCTIONALITY, PLANTABLE WAS BORN FROM THE SIMPLE IDEA OF BRINGING PLANTS, TABLES, AND PEOPLE TOGETHER TO CREATE MORE PRODUCTIVE SPACES

The Plantable collection was created with a clear goal: to enhance wellbeing and productivity in the built environment. Developed in collaboration with David Granger and Bryan Marshall of bangdesign, it showcases how biophilia can be seamlessly integrated into diverse settings.

With design elements that foster a true sense of place, Plantable offers a practical solution for bringing people together. More than just a table, the collection highlights the power of natural elements to spark creativity and strengthen human connection.

Tables



Rectangular shaped with rounded corners. Available in seated, counter, and standing heights. Comes with Hook-On accessory rail. Optional accessory/accent plank.

Canopy Tables



Rectangular shaped with rounded corners. Available in counter and standing heights. Comes with foot rest, Hook-On accessory rail, and Drop-In canopy. Optional accessory/accent plank.

Square Tables



Square shaped with rounded corners. Available in seated heights.

Occasional Tables



Square shaped with rounded corners. Available in 18" height.

Planter Box



Rectangular shape with rounded corners. Available in 18" and 29" height.

Accessories



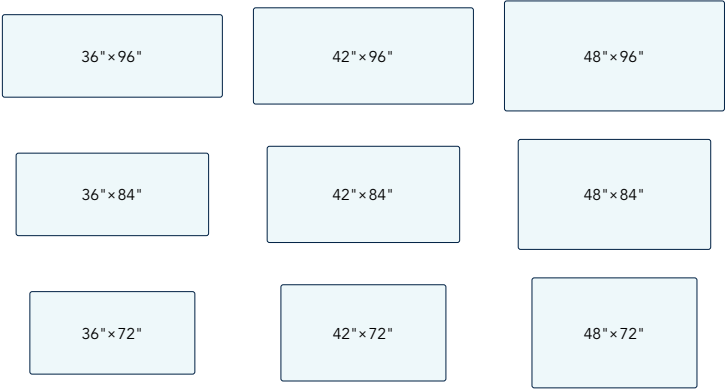
Hook-On and Drop-In accessories.



Standards

Meets or exceeds applicable ANSI/BIFMA durability and safety standards and is SCS Indoor Advantage Gold certified

Shapes & Sizes

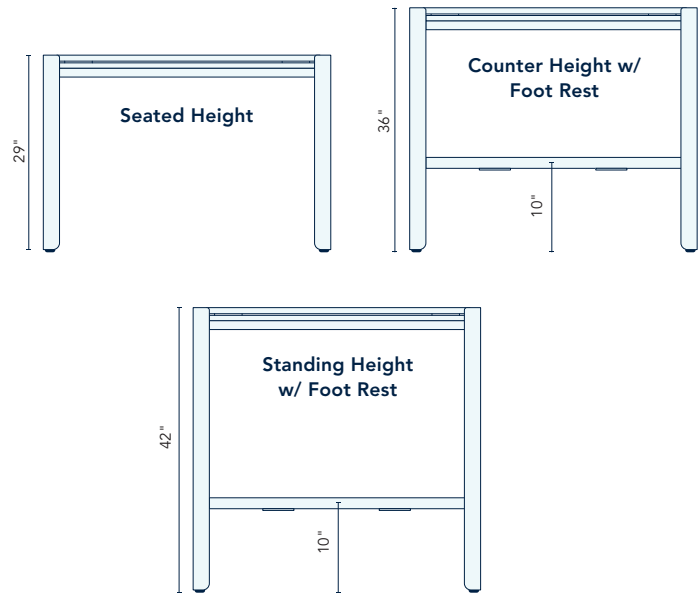


Plantable Table size availability is as per chart below:

Plantable Table Sizes		
Seated Height	Counter Height	Standing Height
36" x 72"	36" x 72"	36" x 72"
36" x 84"	36" x 84"	36" x 84"
36" x 96"	36" x 96"	36" x 96"
42" x 72"	42" x 72"	42" x 72"
42" x 84"	42" x 84"	42" x 84"
42" x 96"	42" x 96"	42" x 96"
48" x 72"	48" x 72"	48" x 72"
48" x 84"	48" x 84"	48" x 84"
48" x 96"	48" x 96"	48" x 96"

All Plantable Tables have rounded corners with a 1" radius.

Heights



Plantable Tables are available in 29" Seated Height, 36" Counter Height, and 42" Standing Height. Counter Height and Standing Height tables include a foot rest.

PLANTABLE TABLE

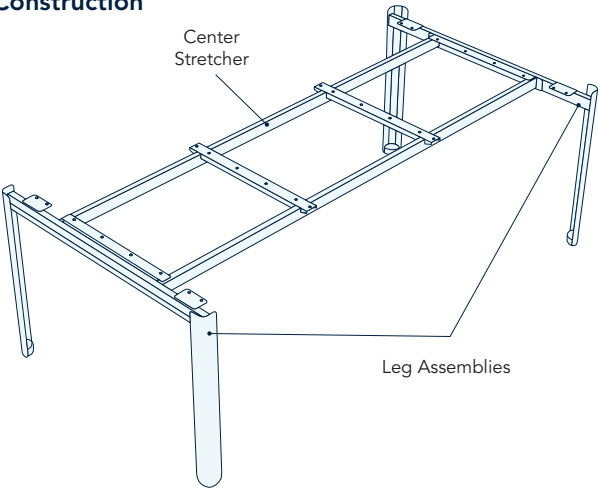
SPECIFICATIONS

Base Construction, Casters/Glides, Foot Rest Construction

SURFACEWORKS PRICING GUIDE

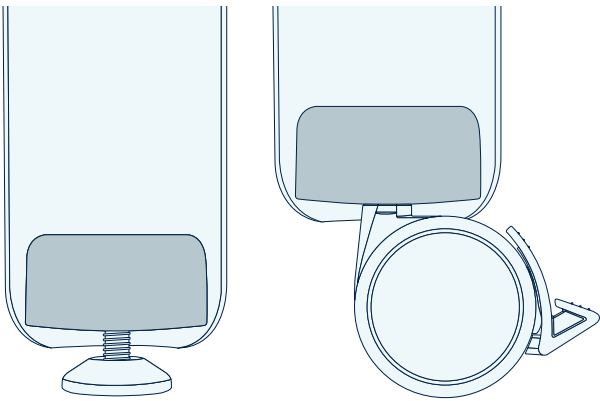
ORIGINAL LINES

Base Construction



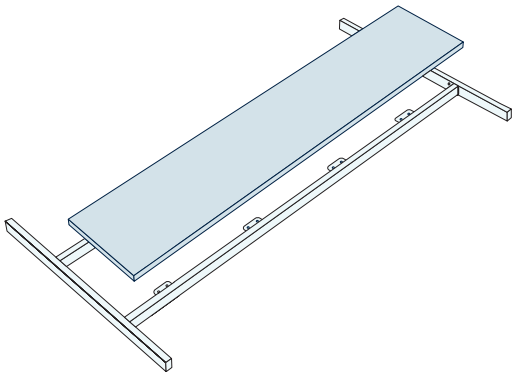
Plantable Table frames are built from 11GA powder coated steel. They are assembled in three pieces. The two leg assemblies attach to a center stretcher to complete the base frame assembly.

Casters/Glides



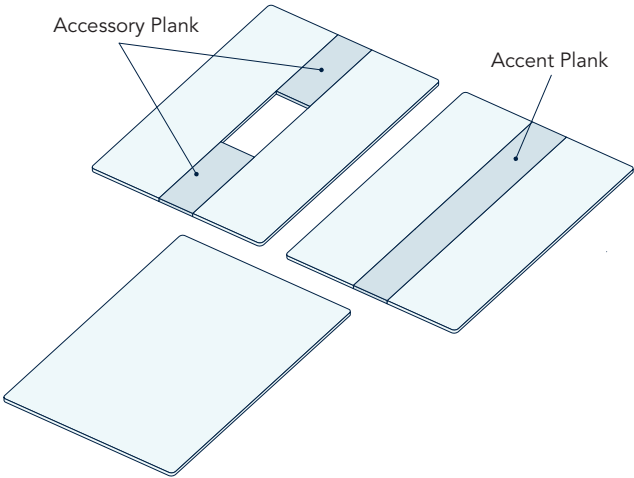
Plantable Tables are available with height-adjustable glides, offering 0.5" of adjustment, or with locking 2" casters. Both casters and glides come in black, and a black polyurethane cover conceals the feet attachment hardware for a clean, finished look.

Foot Rest Construction



Plantable Tables that are Counter Height or Standing Height come standard with a foot rest bar for added stability which attaches to the leg assembly. The foot rest bar includes a foot rest plank for additional storage.

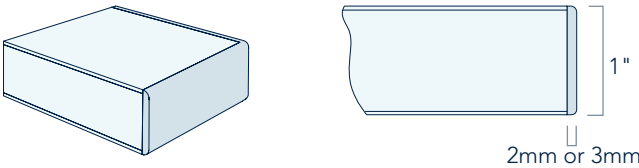
Accessory/Accent Plank



Plantable Tables are offered in three top configurations. Every table is available as a single-piece design, but adding an accent plank transforms it into a three-piece top with additional finish options for a distinctive, contrasting look. The optional accessory plank offers even more customization, with choices consisting of a Drop-In Planter or Pen Tray.

Top & Edge Construction

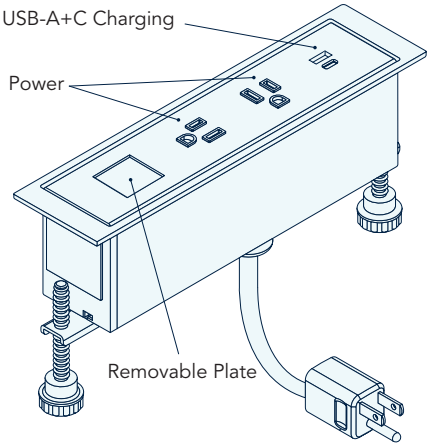
Edge Models AB, EB, EB9: Flat Profile Edgeband



Plantable Table tops are 1" thick and available in **Edge Models AB, EB, EB9**: constructed with high-pressure laminate, particleboard core, edged with edgeband, backed with phenolic to form a sealed outside surface.

Plantable Table Standard Edge Models		
Edge Material	Edge Model	Description
Edgeband	AB	2mm ABS or Polypropylene, Flat Profile
	EB	2mm or 3mm ABS, PVC or Polypropylene, Flat Profile
	EB9	2mm 3D Acrylic Flat Profile

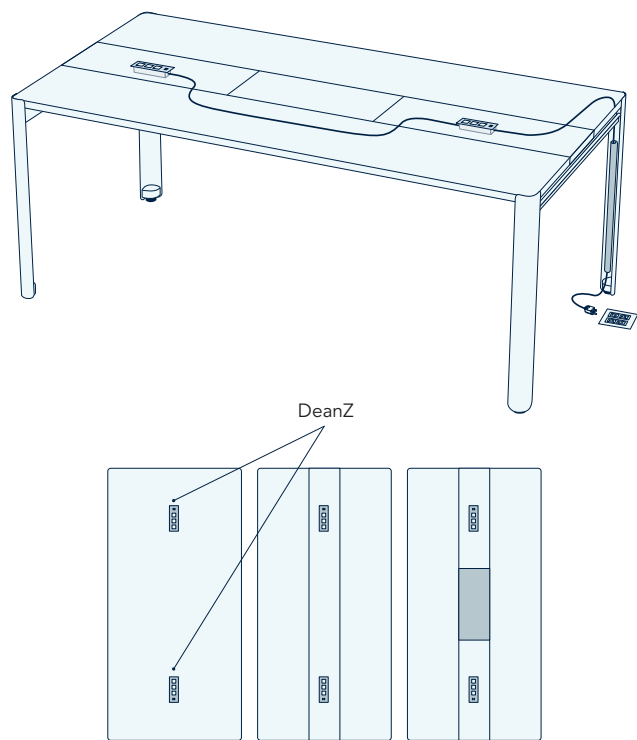
Optional Power/Data: DeanZ



The default power unit is **DeanZ** (overall size 8" × 2"), with two power, one USB A+C charging and one removable data plate. Units are equipped with a 10' cord with straight plugs.

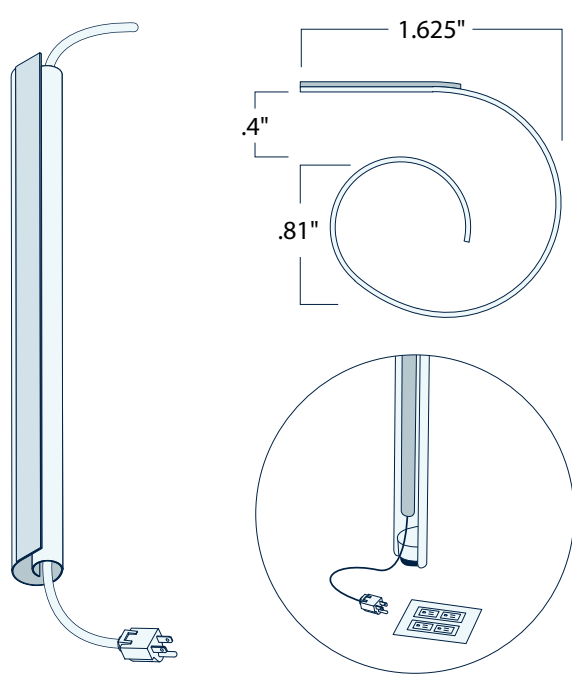
DeanZ is available in 004 Folkstone, 300 Black and 699 White.

Power Placement



When power is selected, two DeanZ units are placed in the center of the table spaced accordingly from the edge based on the width of the table. DeanZ units are daisy-chained for easy power management.

Wire Management - Doodle



The Plantable featured wire management accessory is the Doodle. It channels cables through a flexible, coil-like track, keeping them secure and neatly organized. It installs on the inner side of the table legs using the included double-sided tape.

PLANTABLE TABLE

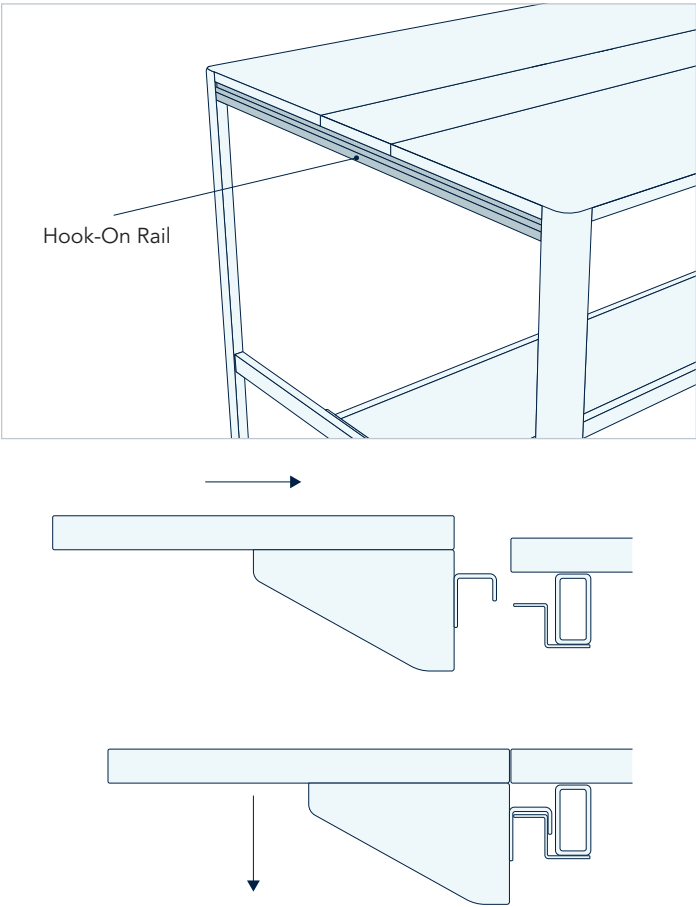
SPECIFICATIONS

Hook-On Rail, Hook-On Accessories

SURFACEWORKS PRICING GUIDE

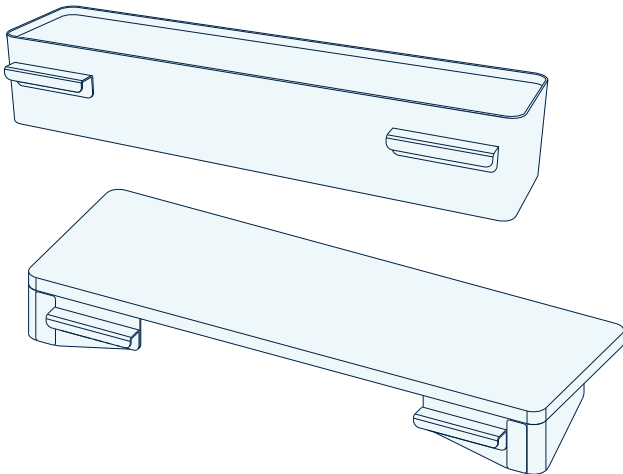
ORIGINAL LINES

Hook-On Rail



Plantable Tables include a Hook-On rail on each end. Plantable Hook-On accessories attach to the rail using an interlocking cleat system, secured in place and supported by the table legs. When not in use, the recessed rail provides a seamless, unobtrusive look.

Hook-On Accessories



Plantable Tables offer two Hook-On accessories: a planter and a shelf.

The Hook-On Planter is made from powder-coated 16GA steel available in all Plantable base colors. Its interior is coated with a polyurea liner to resist water corrosion when using live plants. The planter measures 7.5" deep, 6" tall, and is available in widths to match all standard table depths.

The Hook-On Shelf features a powder-coated 11GA steel frame available in all Plantable base colors, and a laminate surface. It measures 12" deep and comes in widths matching all standard table depths.

Both accessories are sized to the table depth—for example, a 48" deep table requires a 48" wide planter or shelf.

It is recommended to keep plants in their original containers.

PLANTABLE TABLE

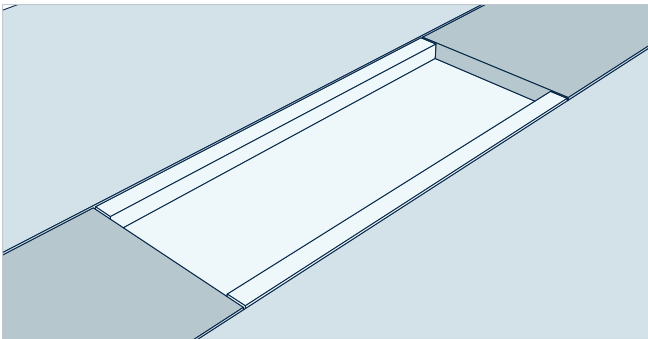
SPECIFICATIONS

Optional Accessory Plank, Finish Selection, Shipping & Assembly

SURFACEWORKS PRICING GUIDE

ORIGINAL LINES

Optional Accessory Plank



Drop-in Planter

Drop-in Pen Tray

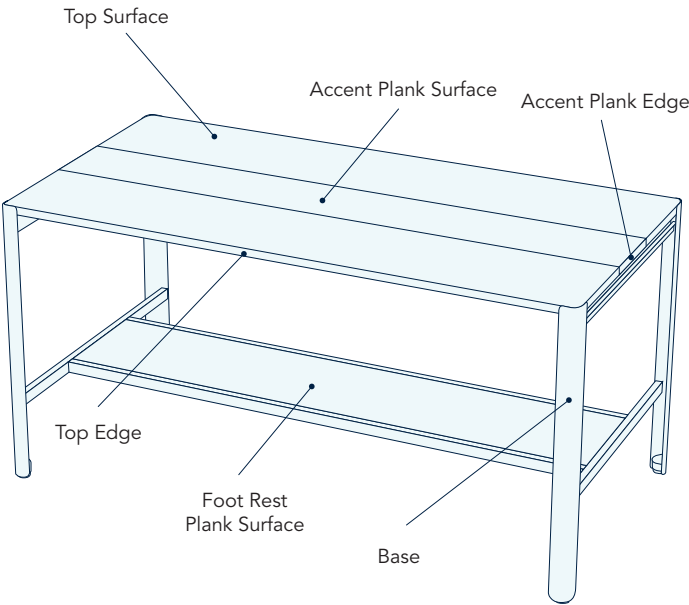
When an accessory plank is selected, the center accent plank is split into two smaller planks with space for a Drop-In accessory.

The **Drop-In Planter** sits at the center of the table, supported by the table frame. Made from 14GA powder-coated steel and available in all Plantable base colors. Its interior is coated with a polyurea liner to resist water corrosion when using live plants. The planter measures 20" wide, 10" deep, and 6" tall.

The **Drop-In pen tray** sits in the center of the table, supported by the table frame. Made from 14GA powder-coated steel and available in all Plantable base colors. The pen tray measures 20" wide, 10" deep, and .5" tall.

It is recommended to keep plants in their original containers.

Finish Selection



There are up to **six Plantable Table components that require finish selections** —top surface, top edge, accent plank surface, accent plank edge, foot rest plank, and metal base (see chart below).

Plantable Table Finish Selection					
Finish Type	High-Pressure Laminate	Fenix*	Forbo Furniture Linoleum*	Metal Powdercoat	AB, EB, EB9 Edgeband
Top Surface Color:	●	●	●		
Top Surface Edgeband Color:					●
Accent Plank Surface Color: †	●	●	●		
Accent Plank Edgeband Color: †					●
Base Color:				●	
Foot Rest Plank Surface Color	●	●	●		

For tables with Accent plank, footrest can match either the Top Surface or Accent Plank color selections. For tables without Accent Plank, standard laminate selections are available. Foot Rest Plank edgebanding is not visible, and will be black.

* Quote Required
† If Accent Plank is specified

Shipping & Assembly

Plantable Tables are shipped knocked down. Table tops are pre-drilled for easy assembly.

Model Number

Example: PLTBSR.3696

Colors & Finishes

[Click here](#) to review all currently available product finishes.

Top Edge Finish

Standard Edgeband Color std
Non-Standard Edgeband/ Color quote required

Top Surface Finish

Group 1 Laminate std
Group 2 Laminate std
FENIX® Super Matte Laminate quote required
Forbo Furniture Linoleum quote required
Other Laminate/Material quote required

Frame Finish

P300 Black std
P348 Designer White std
P354 HM Medium Tone std
P378 Sand std
P387 HM Innertone Light std
P406 Black Wrinkle std
P431 Metallic Silver std
P466 Champagne Metallic std
P690 Aegean std
P691 Red Rock std
P692 Toasted Ivory std
P693 Sangria std
P694 Parsley std
Other Base Finish quote required

Accent/Accessory Plank Edge Finish

Standard Edgeband Color std
Non-Standard Edgeband Color quote required

Accent/Accessory Plank Surface Finish

Group 1 Laminate std
Group 2 Laminate std
FENIX® Super Matte Laminate quote required
Forbo Furniture Linoleum quote required
Other Laminate/Material quote required

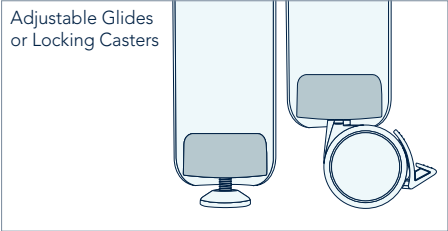
Foot Rest Plank Finish Options

Matches Standard Top Surface* std
Matches Standard Accent Plank Surface* std
Group 1 Laminate std
Group 2 Laminate std
Other Finish quote required

**If Accent Plank is selected*

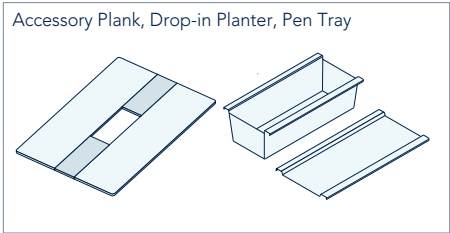
Base Foot Option

G Adjustable Glides std
C Locking Casters + \$230



Accessory Plank Option

For tables with Accent Planks, upgrade to an optional Accessory Plank which includes Drop-In Planter or Pen Tray, powder coated to match the base. Accessory Plank follows the Accent Plank finish selection.



Pricing

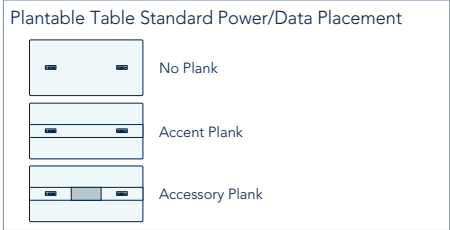
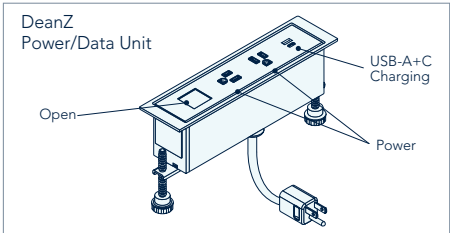
APT Accessory Plank w/ Pen Tray \$410
APL Accessory Plank w/ Drop-In Planter \$650

Featured Power/Data Option: DeanZ

The default power unit is DeanZ (overall size 8" x 2"), featuring with two power, one USB A+C charging and one open data. Units are daisy-chained with a 10' cord and straight plug. Available in 004 Folkstone, 300 Black and 699 White. Placement is two units per table as shown below.

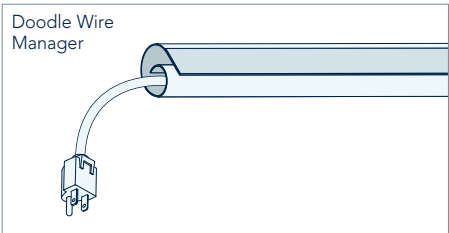
Pricing

PD2 Two DeanZ units per table + \$1,125
Other Power quote required



Featured Wire Management: Doodle

Doodle Spiral Wire Manager channels cables through a flexible, coil-like track, keeping them secure and neatly organized. The Doodle installs on the inner side of the table leg using the included double-sided tape. Available 18" length in 300 Black, 349 Dove Gray, and 699 White.



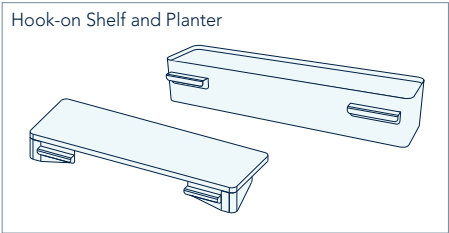
Pricing*

AXW.W36.18.300 Doodle, 19", 300 Black + \$54
AXW.W36.18.349 Doodle, 19", 349 Dove Grey + \$54
AXW.W36.18.699 Doodle, 19", 699 White + \$54

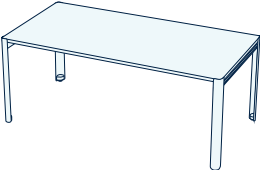
**Doodle is an accessory to be ordered as a separate line item and field installed.*

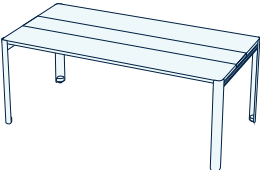
Plantable Accessories

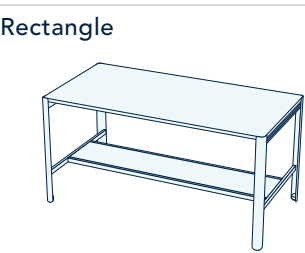
See Plantable Accessories section to review all available accessories, sizes and color options.



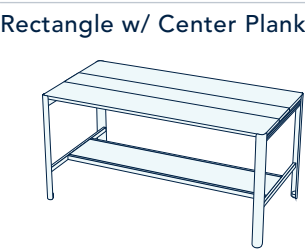


<div>Rectangle</div> 	DIMENSIONS	MODEL NUMBER	LIST PRICE
	36D x 72W x 29H	PLTBSR.3672	\$3,542
	36D x 84W x 29H	PLTBSR.3684	\$3,806
	36D x 96W x 29H	PLTBSR.3696	\$3,984
	42D x 72W x 29H	PLTBSR.4272	\$3,651
	42D x 84W x 29H	PLTBSR.4284	\$3,915
	42D x 96W x 29H	PLTBSR.4296	\$4,093
	48D x 72W x 29H	PLTBSR.4872	\$3,824
	48D x 84W x 29H	PLTBSR.4884	\$4,088
	48D x 96W x 29H	PLTBSR.4896	\$4,266

<div>Rectangle w/ Center Plank</div> 	DIMENSIONS	MODEL NUMBER	LIST PRICE
	36D x 72W x 29H	PLTBSC.3672	\$3,905
	36D x 84W x 29H	PLTBSC.3684	\$4,291
	36D x 96W x 29H	PLTBSC.3696	\$4,489
	42D x 72W x 29H	PLTBSC.4272	\$4,093
	42D x 84W x 29H	PLTBSC.4284	\$4,506
	42D x 96W x 29H	PLTBSC.4296	\$4,704
	48D x 72W x 29H	PLTBSC.4872	\$4,383
	48D x 84W x 29H	PLTBSC.4884	\$4,678
	48D x 96W x 29H	PLTBSC.4896	\$4,876





DIMENSIONS	MODEL NUMBER	LIST PRICE
36D x 72W x 36H	PLTBTR.3672	\$4,685
36D x 84W x 36H	PLTBTR.3684	\$5,182
36D x 96W x 36H	PLTBTR.3696	\$5,407
42D x 72W x 36H	PLTBTR.4272	\$5,010
42D x 84W x 36H	PLTBTR.4284	\$5,347
42D x 96W x 36H	PLTBTR.4296	\$5,573
48D x 72W x 36H	PLTBTR.4872	\$5,179
48D x 84W x 36H	PLTBTR.4884	\$5,629
48D x 96W x 36H	PLTBTR.4896	\$5,843



DIMENSIONS	MODEL NUMBER	LIST PRICE
36D x 72W x 36H	PLTBTC.3672	\$5,047
36D x 84W x 36H	PLTBTC.3684	\$5,667
36D x 96W x 36H	PLTBTC.3696	\$5,912
42D x 72W x 36H	PLTBTC.4272	\$5,452
42D x 84W x 36H	PLTBTC.4284	\$5,938
42D x 96W x 36H	PLTBTC.4296	\$6,183
48D x 72W x 36H	PLTBTC.4872	\$5,739
48D x 84W x 36H	PLTBTC.4884	\$6,219
48D x 96W x 36H	PLTBTC.4896	\$6,454



Rectangle 	DIMENSIONS	MODEL NUMBER	LIST PRICE
	36D x 72W x 42H	PLTBDR.3672	\$4,951
	36D x 84W x 42H	PLTBDR.3684	\$5,470
	36D x 96W x 42H	PLTBDR.3696	\$5,598
	42D x 72W x 42H	PLTBDR.4272	\$5,253
	42D x 84W x 42H	PLTBDR.4284	\$5,613
	42D x 96W x 42H	PLTBDR.4296	\$5,798
	48D x 72W x 42H	PLTBDR.4872	\$5,549
	48D x 84W x 42H	PLTBDR.4884	\$5,935
	48D x 96W x 42H	PLTBDR.4896	\$6,120

Rectangle w/ Center Plank 	DIMENSIONS	MODEL NUMBER	LIST PRICE
	36D x 72W x 42H	PLTBDC.3672	\$5,313
	36D x 84W x 42H	PLTBDC.3684	\$5,955
	36D x 96W x 42H	PLTBDC.3696	\$6,103
	42D x 72W x 42H	PLTBDC.4272	\$5,695
	42D x 84W x 42H	PLTBDC.4284	\$6,203
	42D x 96W x 42H	PLTBDC.4296	\$6,409
	48D x 72W x 42H	PLTBDC.4872	\$6,108
	48D x 84W x 42H	PLTBDC.4884	\$6,525
	48D x 96W x 42H	PLTBDC.4896	\$6,731



Standards

Meets or exceeds applicable ANSI/BIFMA durability and safety standards and is SCS Indoor Advantage Gold certified

Shapes & Sizes

36"×96"

42"×96"

36"×84"

42"×84"

36"×72"

42"×72"

Plantable Tables with Canopy size availability is as per chart below:

Plantable Table w/ Canopy Sizes	
Counter Height	Standing Height
36"× 72"	36"× 72"
36"× 84"	36"× 84"
36"× 96"	36"× 96"
42"× 72"	42"× 72"
42"× 84"	42"× 84"
42"× 96"	42"× 96"

All Plantable Tables have rounded corners with a 1" radius.

Heights

Counter Height w/ Foot Rest

36"

10"

71"


Standing Height w/ Foot Rest

42"

10"

71"

Plantable Tables with Canopy are available in 36" Counter Height, and 42" Standing Height. Counter Height and Standing Height tables include a foot rest.

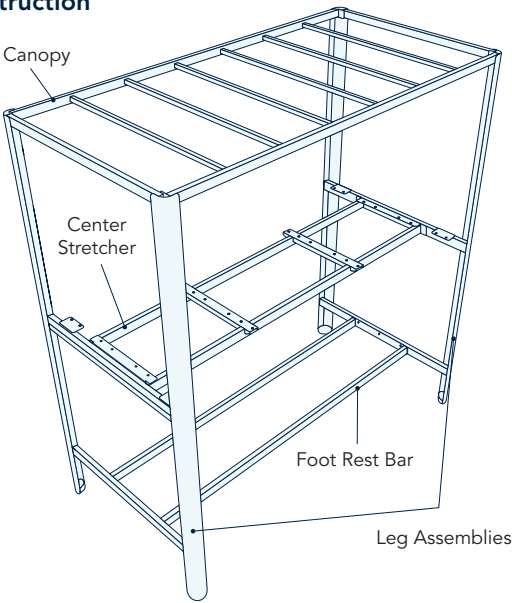


SURFACEWORKS

SurfaceWorks is happy to accommodate your special requests; please inquire if your needs differ from what is found in our standard offering.

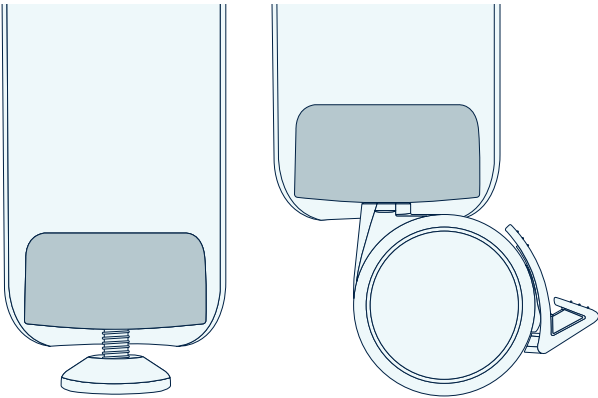
17

Base Construction



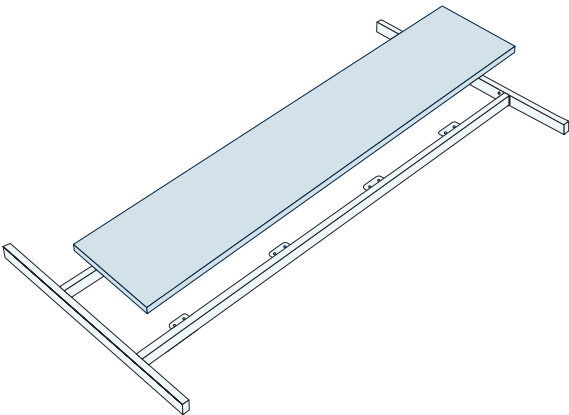
Plantable Canopy Table frames are built from 11GA powder coated steel. They are assembled in five pieces. The two leg assemblies attach to the foot rest bar, the center stretcher, and upper canopy to complete the table.

Casters/Glides



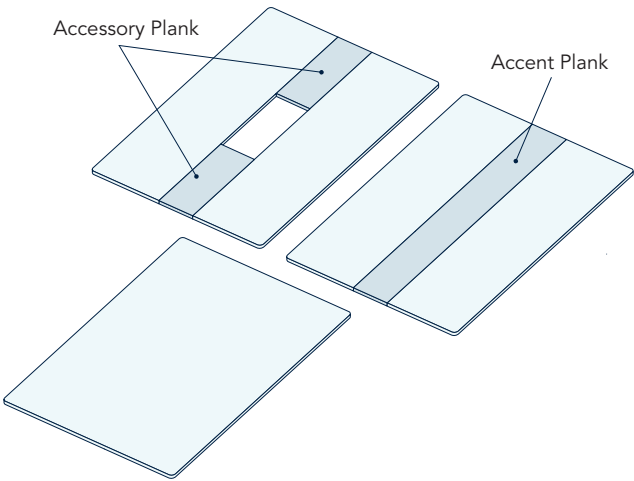
Plantable Tables are available with height-adjustable glides, offering 0.5" of adjustment, or with locking 2" casters. Both casters and glides come in black, and a black polyurethane cover conceals the feet attachment hardware for a clean, finished look.

Foot Rest Construction



Plantable Canopy Tables come with a foot rest bar for added stability and features a foot rest plank for additional storage.

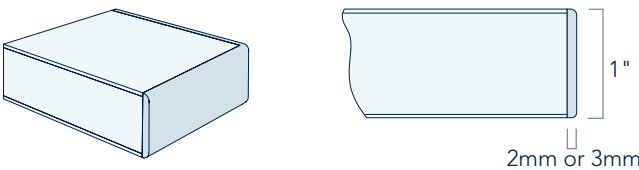
Accessory/Accent Plank



Plantable Tables are offered in three top configurations. Every table is available as a single-piece design, but adding an accent plank transforms it into a three-piece top with additional finish options for a distinctive, contrasting look. The optional accessory plank offers even more customization, with choices consisting of a Drop-In Planter or Pen Tray.

Top & Edge Construction

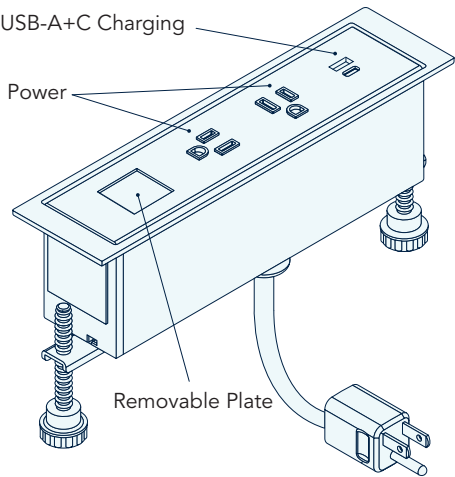
Edge Models AB, EB, EB9: Flat Profile Edgeband



Plantable Canopy Table tops are 1" thick and available in **Edge Models AB, EB, EB9**: constructed with high-pressure laminate, particleboard core, edged with edgeband, backed with phenolic to form a sealed outside surface.

Plantable Canopy Table Standard Edge Models		
Edge Material	Edge Model	Description
Edgeband	AB	2mm ABS or Polypropylene, Flat Profile
	EB	2mm or 3mm ABS, PVC or Polypropylene, Flat Profile
	EB9	2mm 3D Acrylic Flat Profile

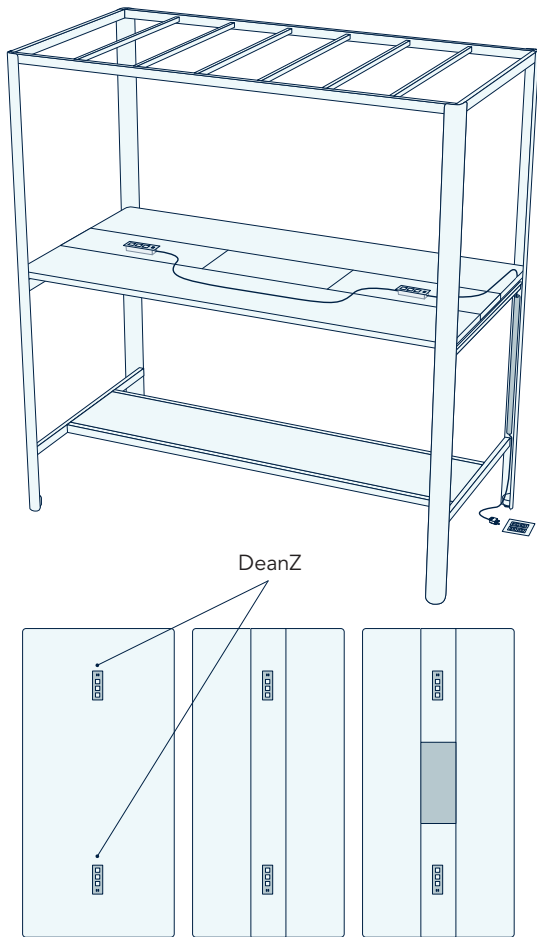
Optional Power/Data: DeanZ



The default power unit is **DeanZ** (overall size 8" × 2"), with two power, one USB A+C charging and one removable data plate. Units are equipped with a 10' cord with straight plugs.

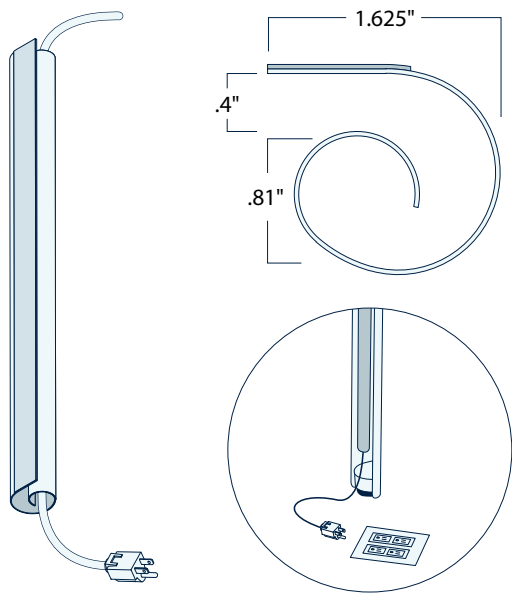
DeanZ is available in 004 Folkstone, 300 Black and 699 White.

Power Placement



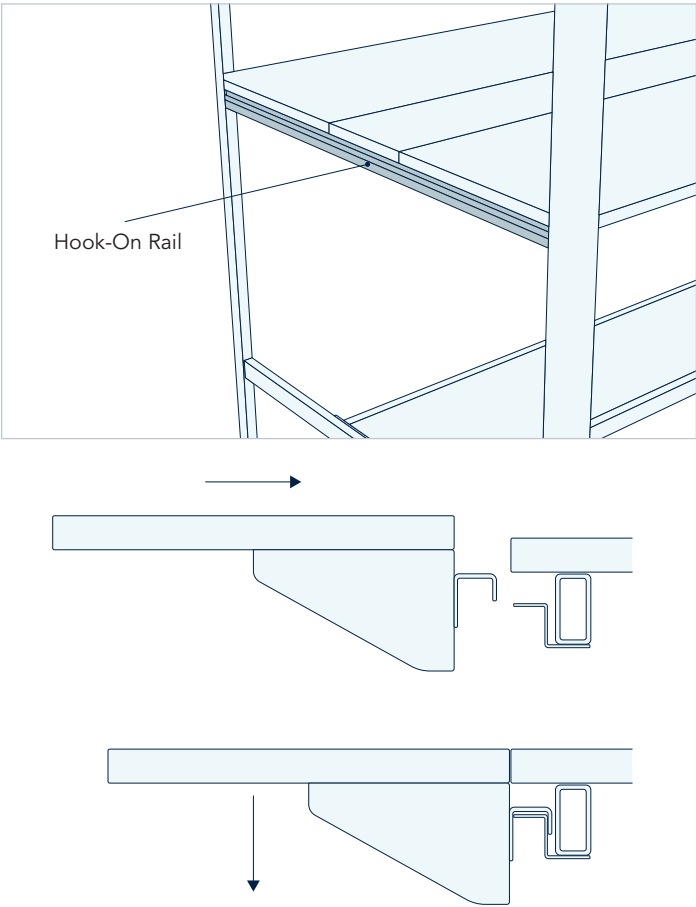
When power is selected, two DeanZ units are placed in the center of the table spaced accordingly from the edge based on the width of the table. DeanZ units are daisy-chained for easy power management.

Wire Management - Doodle



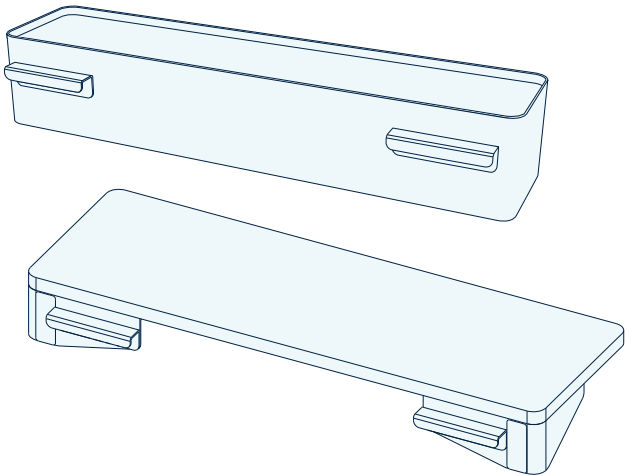
The Plantable featured wire management accessory is the Doodle. It channels cables through a flexible, coil-like track, keeping them secure and neatly organized. It installs on the inner side of the table legs using the included double-sided tape.

Hook-On Rail



Plantable Tables with Canopy include a Hook-On rail on each end. Plantable Hook-On accessories attach to the rail using an interlocking cleat system, secured in place and supported by the table legs. When not in use, the recessed rail provides a seamless, unobtrusive look.

Hook-On Accessories



Plantable Tables with Canopy offer two Hook-On accessories: a planter and a shelf.

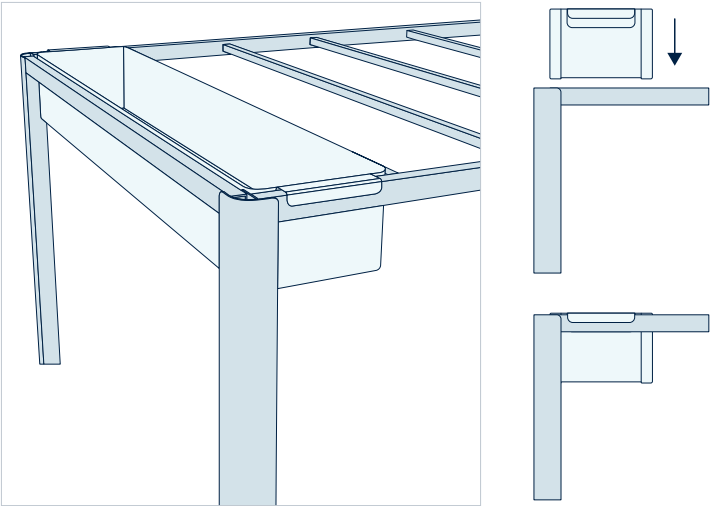
The Hook-On Planter is made from powder-coated 16GA steel available in all Plantable base colors. Its interior is coated with a polyurea liner to resist water corrosion when using live plants. The planter measures 7.5" deep, 6" tall, and is available in widths to match all standard table depths.

The Hook-On Shelf features a powder-coated 11GA steel frame available in all Plantable base colors, and a laminate surface. It measures 12" deep and comes in widths matching all standard table depths.

Both accessories are sized to the table depth—for example, a 42" deep table requires a 42" wide planter or shelf.

It is recommended to keep plants in their original containers.

Plantable Canopy



The overhead canopy creates additional spaces for planters and the Hook-On Canopy Markerboard. The canopy size matches the size of the table.

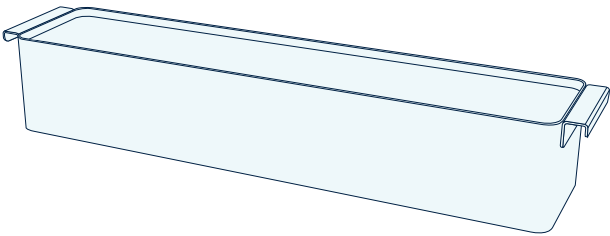
Drop-In Planters can be added to any bay of the canopy for design flexibility. The Hook-On Canopy Markerboard can attach on either end of the canopy. Both the planters and Hook-On Canopy Markerboard can be removed

The Hook-On Canopy Markerboard and Drop-In Planter can share a bay without interference.

Canopy Drop-In Planter Bays	
Table Length	Number of Bays
72"	7
84"	8
96"	9

**If using real plants, no more than two Canopy Drop-In Planters should be used*

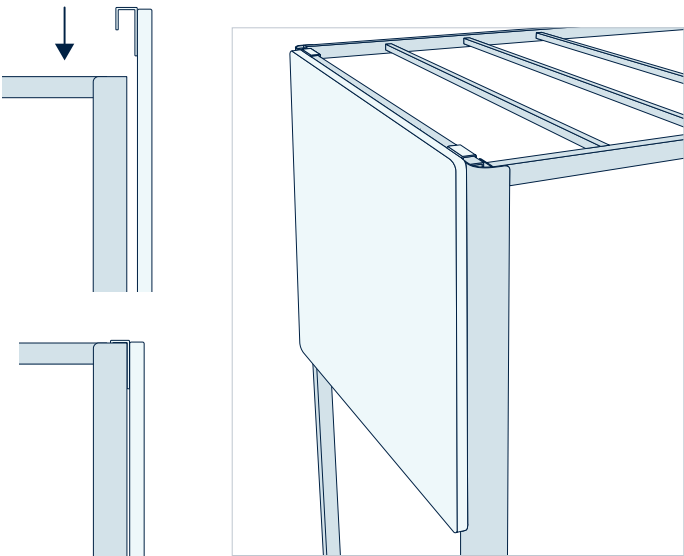
Canopy Drop-In Planters



The Drop-In Planter accessory is made from powder-coated 11GA steel and available in all Plantable base colors. Its interior is coated with a polyurea liner to resist water corrosion when using live plants. The planter measures 7.5" deep, 6" tall, and is available in widths to match all standard table depths.

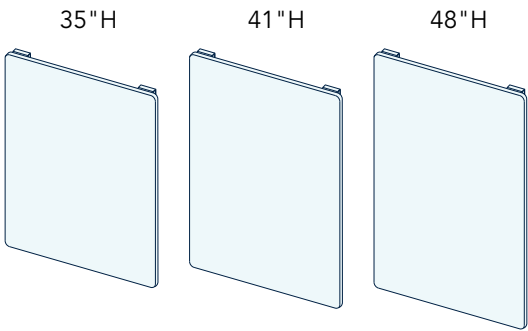
It is recommended to keep plants in their original containers.

Hook-On Canopy Markerboard



The Hook-On Canopy Markerboard is made from 0.5" thick Baltic Birch with a writable laminate surface on both sides. It attaches to the canopy with two 11GA powder coated steel brackets. The edges are sealed with a Baltic Birch reveal.

Markerboard Sizes

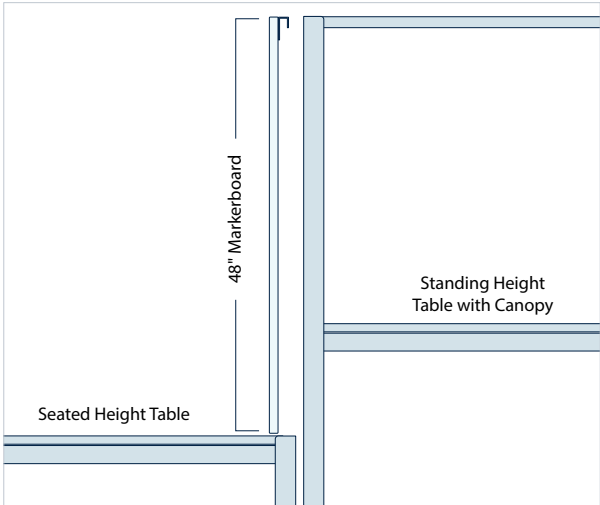


Hook-On Canopy Markerboard availability is as per table below:

Hook-On Canopy Markerboard Sizes		
Dimensions	36"W	42"W
35"H	•	•
41"H	•	•
48"H	•	•

The width of the Hook-On Canopy Markerboard **must match the depth of the table** to properly attach to the canopy.

Markerboard as Table Divider



The Hook-On Canopy Markerboards are designed at specific heights to ensure that when a Plantable Table with Canopy is placed next to a Plantable Table, the markerboard aligns perfectly with the tabletop of the adjacent table.

See table below for compatibility.

Markerboard Size Divider Compatibility	
Table Type	36" Counter Height or 42" Standing Height Table with Canopy
29" Seated Height Table	48"H Markerboard
36" Counter Height Table	41"H Markerboard
42" Standing Height Table	35"H Markerboard

Model Number

Example: PLTBSR.3696

Colors & Finishes

[Click here](#) to review all currently available product finishes.

Top Edge Finish

Standard Edgeband Color std
Non-Standard Edgeband/ Color quote required

Top Surface Finish

Group 1 Laminate std
Group 2 Laminate std
FENIX® Super Matte Laminate quote required
Forbo Furniture Linoleum quote required
Other Laminate/Material quote required

Frame Finish

P300 Black std
P348 Designer White std
P354 HM Medium Tone std
P378 Sand std
P387 HM Innertone Light std
P406 Black Wrinkle std
P431 Metallic Silver std
P466 Champagne Metallic std
P690 Aegean std
P691 Red Rock std
P692 Toasted Ivory std
P693 Sangria std
P694 Parsley std
Other Base Finish quote required

Accent/Accessory Plank Edge Finish

Standard Edgeband Color std
Non-Standard Edgeband Color quote required

Accent/Accessory Plank Surface Finish

Group 1 Laminate std
Group 2 Laminate std
FENIX® Super Matte Laminate quote required
Forbo Furniture Linoleum quote required
Other Laminate/Material quote required

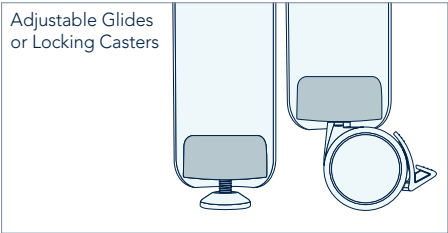
Foot Rest Plank Finish Options

Matches Standard Top Surface* std
Matches Standard Accent Plank Surface* std
Group 1 Laminate std
Group 2 Laminate std
Other Finish quote required

**If Accent Plank is selected*

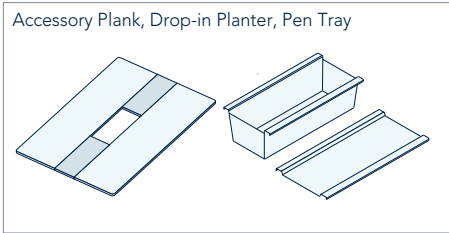
Base Foot Option

G Adjustable Glides std
C Locking Casters + \$230



Accessory Plank Option

For tables with Accent Planks, upgrade to an optional Accessory Plank which includes Drop-In Planter or Pen Tray, powdercoated to match the base. Accessory Plank follows the Accent Plank finish selection.



Pricing

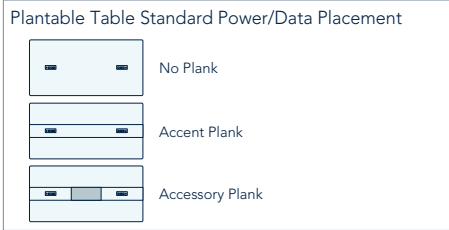
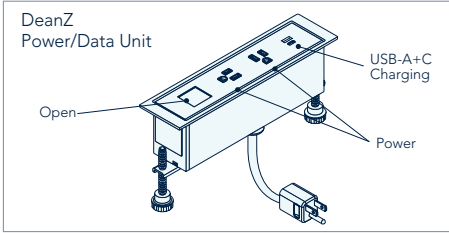
APT Accessory Plank w/ Pen Tray \$410
APL Accessory Plank w/ Drop-In Planter \$650

Featured Power/Data Option: DeanZ

The default power unit is DeanZ (overall size 8" x 2"), featuring with two power, one USB A+C charging and one open data. Units are daisy-chained with a 10' cord and straight plug. Available in 004 Folkstone, 300 Black and 699 White. Placement is two units per table as shown below.

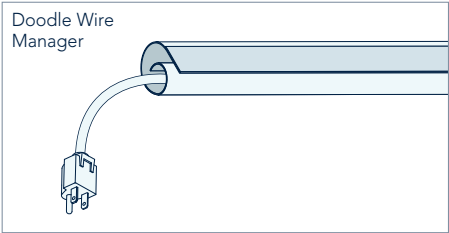
Pricing

PD2 Two DeanZ units per table + \$1,125
Other Power quote required



Featured Wire Management: Doodle

Doodle Spiral Wire Manager channels cables through a flexible, coil-like track, keeping them secure and neatly organized. The Doodle installs on the inner side of the table leg using the included double-sided tape. Available 18" length in 300 Black, 349 Dove Gray, and 699 White.

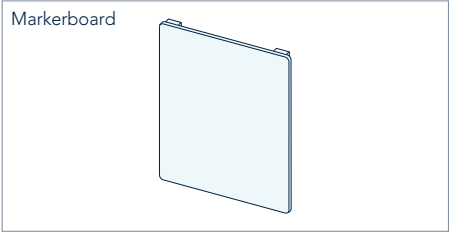
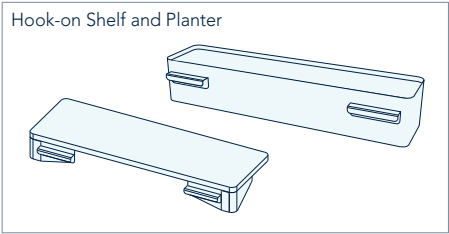


Pricing*

AXW.W36.18.300 Doodle, 19", 300 Black + \$54
AXW.W36.18.349 Doodle, 19", 349 Dove Grey + \$54
AXW.W36.18.699 Doodle, 19", 699 White + \$54
**Doodle is an accessory to be ordered as a separate line item and field installed.*

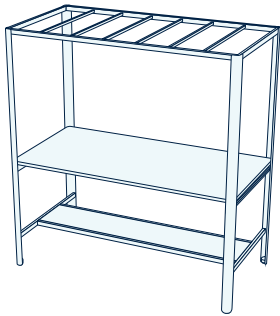
Plantable Accessories

See Plantable Accessories section to review all available accessories, sizes and color options.



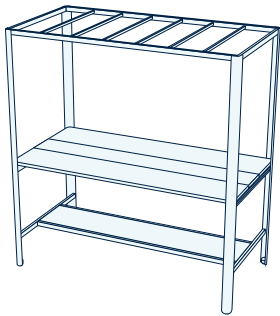


Rectangle



DIMENSIONS	MODEL NUMBER	LIST PRICE
36D x 72W x 36H	PLTCTR.3672	\$6,166
36D x 84W x 36H	PLTCTR.3684	\$6,862
36D x 96W x 36H	PLTCTR.3696	\$7,462
42D x 72W x 36H	PLTCTR.4272	\$6,484
42D x 84W x 36H	PLTCTR.4284	\$7,193
42D x 96W x 36H	PLTCTR.4296	\$7,794

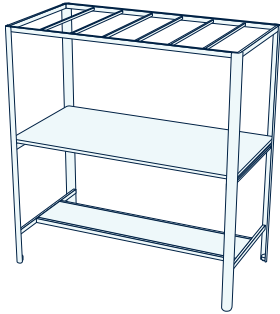
Rectangle w/ Center Plank



DIMENSIONS	MODEL NUMBER	LIST PRICE
36D x 72W x 36H	PLTCTC.3672	\$6,528
36D x 84W x 36H	PLTCTC.3684	\$7,347
36D x 96W x 36H	PLTCTC.3696	\$7,967
42D x 72W x 36H	PLTCTC.4272	\$6,925
42D x 84W x 36H	PLTCTC.4284	\$7,783
42D x 96W x 36H	PLTCTC.4296	\$8,404

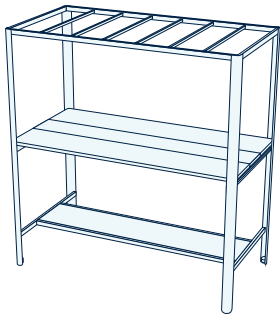


Rectangle



DIMENSIONS	MODEL NUMBER	LIST PRICE
36D x 72W x 42H	PLTCDR.3672	\$6,198
36D x 84W x 42H	PLTCDR.3684	\$6,894
36D x 96W x 42H	PLTCDR.3696	\$7,495
42D x 72W x 42H	PLTCDR.4272	\$6,516
42D x 84W x 42H	PLTCDR.4284	\$7,225
42D x 96W x 42H	PLTCDR.4296	\$7,826

Rectangle w/ Center Plank



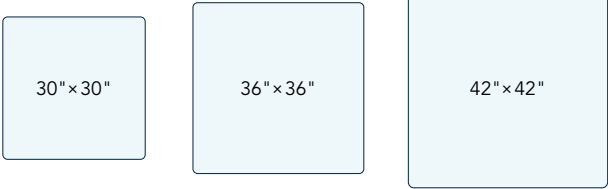
DIMENSIONS	MODEL NUMBER	LIST PRICE
36D x 72W x 42H	PLTCDC.3672	\$6,560
36D x 84W x 42H	PLTCDC.3684	\$7,379
36D x 96W x 42H	PLTCDC.3696	\$8,000
42D x 72W x 42H	PLTCDC.4272	\$6,958
42D x 84W x 42H	PLTCDC.4284	\$7,816
42D x 96W x 42H	PLTCDC.4296	\$8,437



Standards

Meets or exceeds applicable ANSI/BIFMA durability and safety standards and is SCS Indoor Advantage Gold certified

Shapes & Sizes



Plantable Square Table size availability is as per chart below:

Plantable Square Table Sizes	
Seated Height	30" x 30", 36" x 36", 42" x 42"

All Plantable Tables have rounded corners with a 1" radius.

Heights



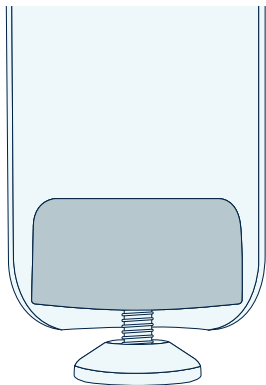
Plantable Square Tables are available in 29" Seated Height.

Base Construction



Plantable Square Tables are assembled with four 11GA powder coated post legs attached to the underside of the table. Holes are pre-drilled for easy assembly.

Glides

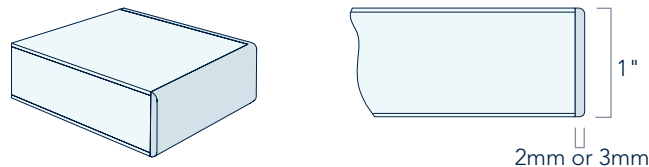


Plantable Square Tables are available with height-adjustable glides, offering 0.5" of adjustment. Glides come in black, and a black polyurethane cover conceals the feet attachment hardware for a clean, finished look.

Casters are not available.

Top & Edge Construction

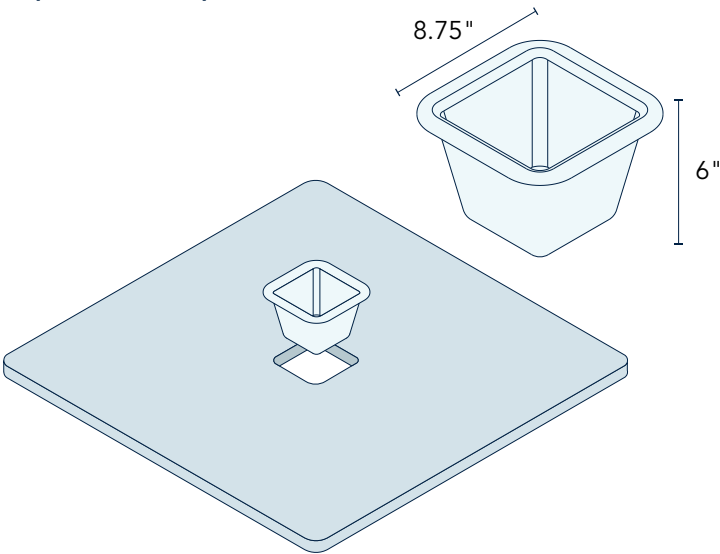
Edge Models AB, EB, EB9: Flat Profile Edgeband



Plantable Table tops are 1" thick and available in **Edge Models AB, EB, EB9**: constructed with high-pressure laminate, particleboard core, edged with edgeband, backed with phenolic to form a sealed outside surface.

Plantable Table Standard Edge Models		
Edge Material	Edge Model	Description
Edgeband	AB	2mm ABS or Polypropylene, Flat Profile
	EB	2mm or 3mm ABS, PVC or Polypropylene, Flat Profile
	EB9	2mm 3D Acrylic Flat Profile

Drop-In Planter Option

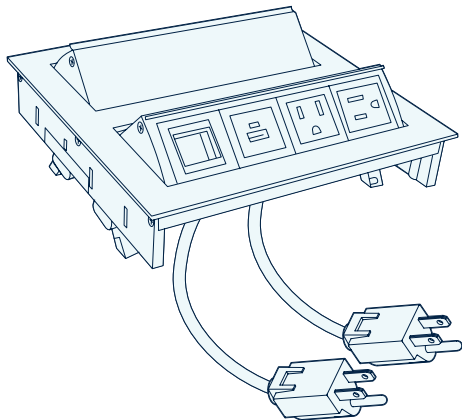


The Plantable Square Table offers a polyurethane Drop-In planter option. Made from solid, waterproof polyurethane, it sits at the center of the table, and supported by its edges. Available in standard urethane colors.

Planter Option can not be selected if power/data option is selected.

It is recommended to keep plants in their original containers.

Optional Power/Data: M2XB

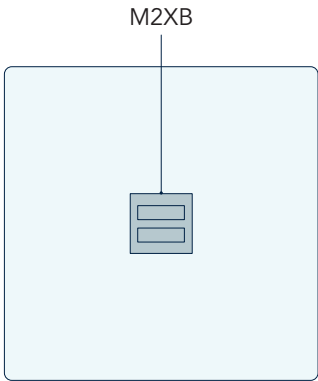
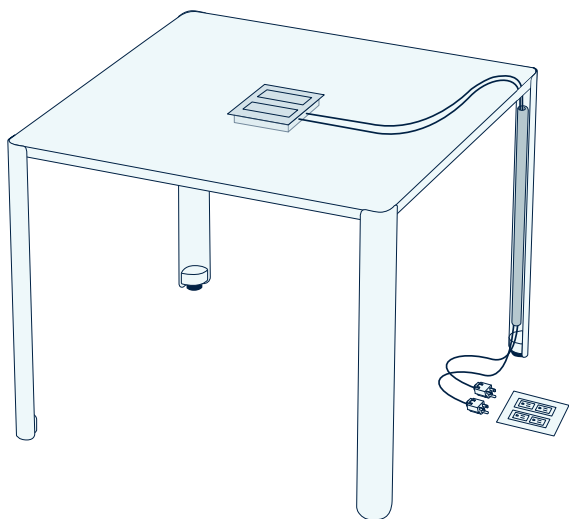


The default power/data unit is **M2XB** (overall size 8.3" × 8.0"), featuring dual-sided popup units with two power, one USB A+C charging and one open data on each side. Units are equipped with two 10' cords with straight plugs.

M2XB is available in 499B Silver w/Black trim, 300 Black and 699 White.

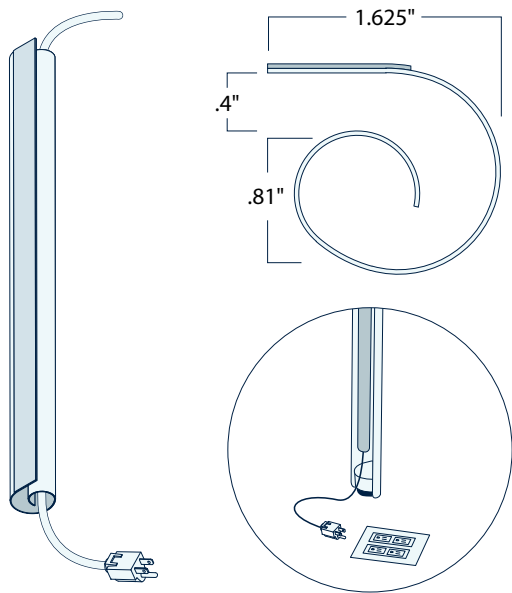
Power can not be selected if Drop-In Planter is selected.

Power Placement



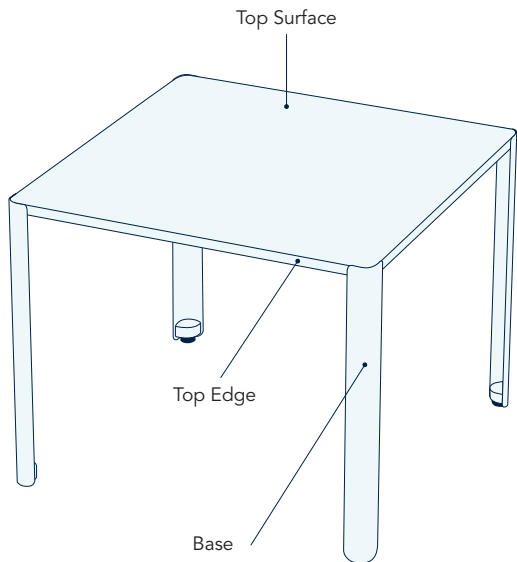
When power/data option is selected, placement will be centered in the table.

Wire Management - Doodle



The Plantable featured wire management accessory is the Doodle. It channels cables through a flexible, coil-like track, keeping them secure and neatly organized. It installs on the inner side of the table legs using the included double-sided tape.

Finish Selection



There are **three Plantable Square Table components that require finish selections**—top surface, top edge, and metal base (see chart below).

Plantable Square Table Finish Selection					
Finish Type	High-Pressure Laminate	Fenix*	Forbo Furniture Linoleum*	Metal Powdercoat	AB, EB, EB9 Edgeband
Top Surface Color:	●	●	●		
Top Surface Edgeband Color:					●
Base Color:				●	

*Quote Required

Shipping & Assembly

Plantable Square Tables are shipped knocked down. Table tops are pre-drilled for easy assembly.

Model Number

Example: PLTQSS.3030

Colors & Finishes

[Click here](#) to review all currently available product finishes.

Top Edge Finish

Standard Edge Color std
Non-Standard Edge Color quote required

Top Surface Finish

Group 1 Laminate std
Group 2 Laminate std
FENIX® Super Matte Laminate quote required
Forbo Furniture Linoleum quote required
Other Laminate/Material quote required

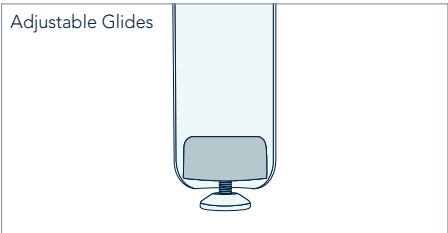
Base Finish

P300 Black std
P348 Designer White std
P354 HM Medium Tone std
P378 Sand std
P387 HM Innertone Light std
P406 Black Wrinkle std
P431 Metallic Silver std
P466 Champagne Metallic std
P690 Aegean std
P691 Red Rock std
P692 Toasted Ivory std
P693 Sangria std
P694 Parsley std
Other Base Finish quote required

Base Foot Option

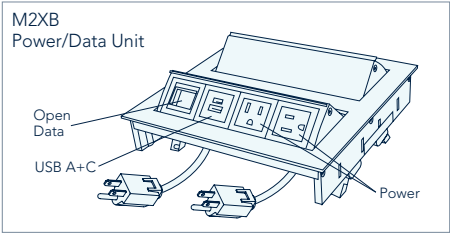
Casters are not available.

G Adjustable Glides std



Featured Power/Data Option: M2XB

Featured (default) power/data option includes M2XB (overall size 8.3" x 8") dual-sided popup unit with two power, one USB A+C charging and one open data on each side. Units are equipped with two 10' cords with straight plugs. Available in 499B Silver w/Black trim, 300 Black, and 699 White.

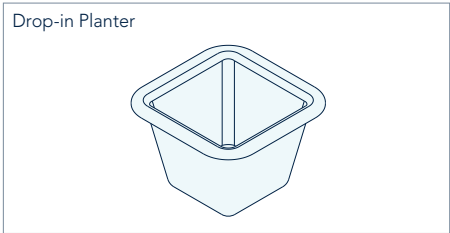


Pricing*

SP1 M2XB Power/Data Unit + \$1606
Other Power/Data quote required
*M2XB is not available if planter option is selected.

Drop-In Planter Option

Add a Drop-In Planter to the center of the square table. Constructed with Urethane, the planter is available in our standard urethane colors. If you intend to coordinate with your base finish, recommendations are listed below.



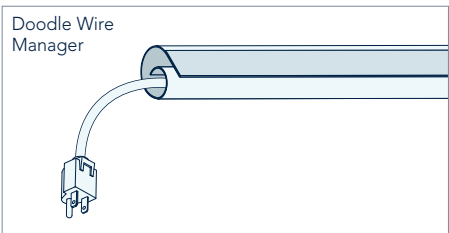
Base Finish	Recommended Urethane Planter Color
P300 Black	U300 Black
P348 Designer White	U004 Folkstone
P354 HM Medium Tone	U354 Hm Medium Tone
P378 Sand	U007 Pepperdust
P387 HM Innertone Light	U387 HM Innertone Light
P406 Black Wrinkle	U300 Black
P431 Metallic Silver	U376 Dolphin
P466 Champagne Metallic	U387 HM Innertone Light
P690 Aegean	U690 Aegean
P691 Red Rock	U691 Red Rock
P692 Toasted Ivory	U352 HM Soft White
P693 Sangria	U331 Plum
P694 Parsley	U694 Parsley

Pricing*

SP2 Drop In Planter + \$115
*Planter is not available if power option is selected.

Featured Wire Management: Doodle

Doodle Spiral Wire Manager channels cables through a flexible, coil-like track, keeping them secure and neatly organized. The Doodle installs on the inner side of the table leg using the included double-sided tape. Available 18" length in 300 Black, 349 Dove Gray, and 699 White.



Pricing*

AXW.W36.18.300 Doodle, 19", 300 Black + \$54
AXW.W36.18.349 Doodle, 19", 349 Dove Grey + \$54
AXW.W36.18.699 Doodle, 19", 699 White + \$54
*Doodle is an accessory to be ordered as a separate line item and field installed.

PLANTABLE SQUARE TABLE

PRICING

Seated Height - 29"

SURFACEWORKS PRICING GUIDE

ORIGINAL LINES



<div>Square</div> <div></div>	DIMENSIONS	MODEL NUMBER	LIST PRICE
	30D x 30W x 29H	PLTQSS.3030	\$1,838
	36D x 36W x 29H	PLTQSS.3636	\$1,939
	42D x 42W x 29H	PLTQSS.4242	\$2,012



Standards

Meets or exceeds applicable ANSI/BIFMA durability and safety standards and is SCS Indoor Advantage Gold certified

Shapes & Sizes

20"×20"

24"×24"

30"×30"


36"×36"

Plantable Square Table size availability is as per chart below:

Plantable Occasional Table Sizes	
18" Coffee Table Height	20" × 20", 24"× 24", 30"× 30", 36"× 36"

All Plantable Tables have rounded corners with a 1" radius.

Heights



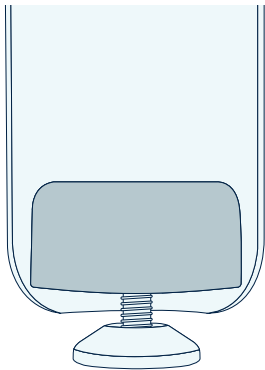
Plantable Occasional Tables are available in 18" Seated Height.

Base Construction



Plantable Occasional Tables are assembled with four 11GA powder coated post legs attached to the underside of the table. Holes are predrilled for easy assembly.

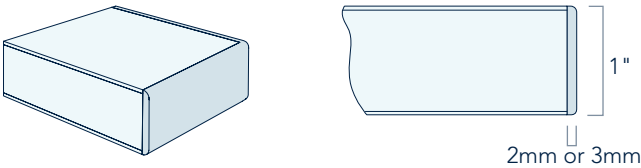
Glides



Plantable Occasional Tables are available with height-adjustable glides, offering 0.5" of adjustment. Glides come in black, and a black polyurethane cover conceals the feet attachment hardware for a clean, finished look.

Top & Edge Construction

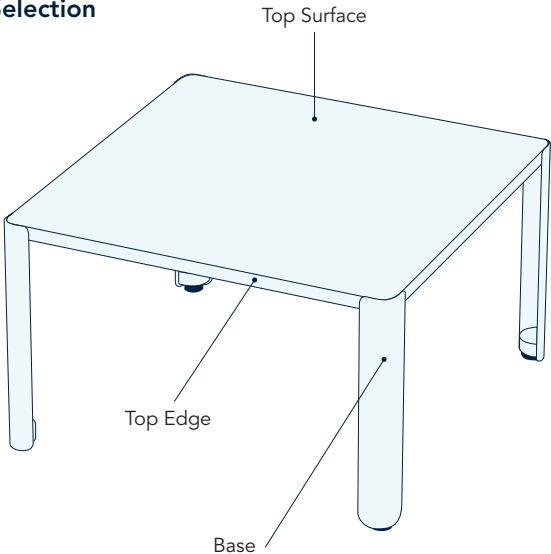
Edge Models AB, EB, EB9: Flat Profile Edgeband



Plantable Occasional Table tops are 1" thick and available in **Edge Models AB, EB, EB9**: constructed with high-pressure laminate, particleboard core, edged with edgeband, backed with phenolic to form a sealed outside surface.

Plantable Table Standard Edge Models		
Edge Material	Edge Model	Description
Edgeband	AB	2mm ABS or Polypropylene, Flat Profile
	EB	2mm or 3mm ABS, PVC or Polypropylene, Flat Profile
	EB9	2mm 3D Acrylic Flat Profile

Finish Selection



There are **three Plantable Occasional Table components that require finish selections**—top surface, top edge, and metal base (see chart below).

Plantable Table Finish Selection					
Finish Type	High-Pressure Laminate	Fenix*	Forbo Furniture Linoleum*	Metal Powdercoat	AB, EB, EB9 Edgeband
Top Surface Color:	●	●	●		
Top Surface Edgeband Color:					●
Base Color:				●	

*Quote Required

Shipping & Assembly

Plantable Occasional Tables are shipped knocked down. Table tops are pre-drilled for easy assembly.

Model Number

Example: PLTOCS.2020

Colors & Finishes

[Click here](#) to review all currently available product finishes.

Top Edge Finish

- Standard Edge Color std
- Non-Standard Edge Color quote required

Top Surface Finish

- Group 1 Laminate std
- Group 2 Laminate std
- FENIX® Super Matte Laminate quote required
- Forbo Furniture Linoleum. quote required
- Other Laminate/Material quote required

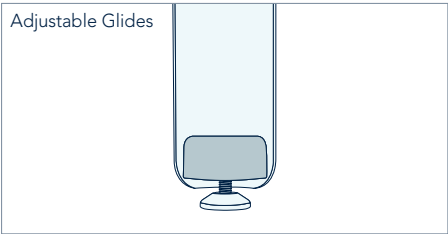
Base Finish

- P300 Black std
- P348 Designer White std
- P354 HM Medium Tone std
- P378 Sand std
- P387 HM Innertone Light std
- P406 Black Wrinkle std
- P431 Metallic Silver std
- P466 Champagne Metallic std
- P690 Aegean std
- P691 Red Rock std
- P692 Toasted Ivory std
- P693 Sangria std
- P694 Parsley std
- Other Base Finish quote required

Base Foot Option

Casters are not available.

- G Adjustable Glides. std

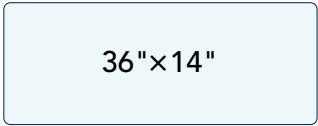




<div>Square</div>	DIMENSIONS	MODEL NUMBER	LIST PRICE
	20D x 20W x 18H	PLTOCS.2020	\$1,629
	24D x 24W x 18H	PLTOCS.2424	\$1,646
	30D x 30W x 18H	PLTOCS.3030	\$1,692
	36D x 36W x 18H	PLTOCS.3636	\$1,793

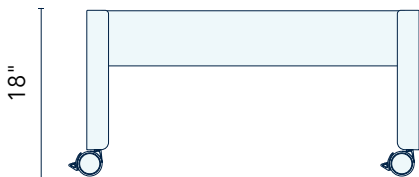
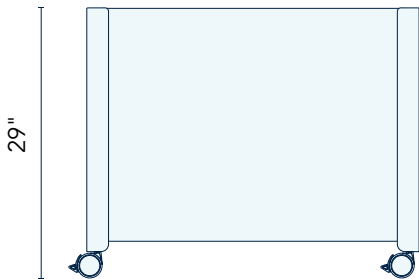


Shapes & Sizes



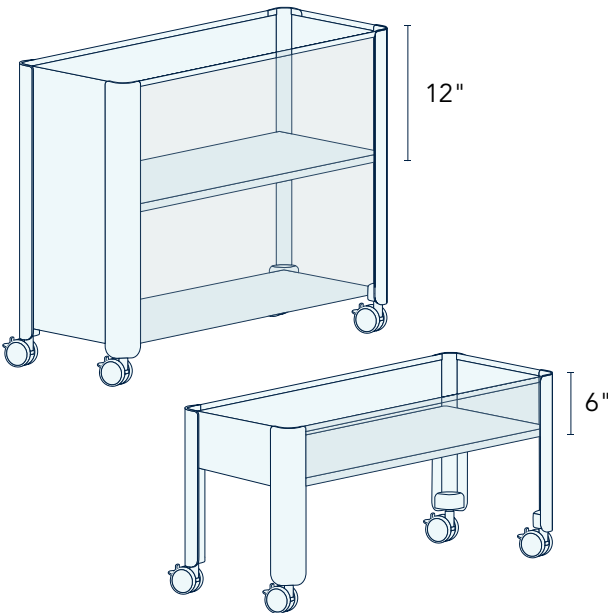
Plantable planters are available in 36" x 14"

Heights



Plantable Planters are available in two heights; Tall or Short.
Tall planters are 29" in height. Short planters are 18" in height.

Base Construction



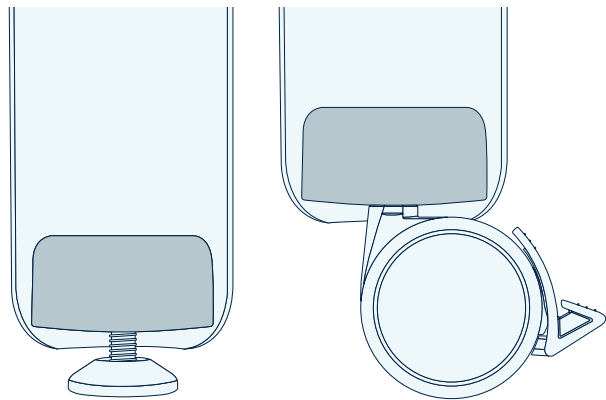
Plantable planters are constructed from 16GA powder-coated steel, with a polyurea-lined interior to resist water corrosion when using live plants. The legs are constructed from 11GA powder-coated steel.

The tall planter features an internal shelf positioned 12" from the top to accommodate larger plants and includes a metal skirt that extends down to the feet or casters.

The short planter has an internal shelf 6" from the top for smaller plants, with its post legs left visible.

It is recommended to keep plants in their original containers.

Glides/Casters



Plantable Planters are available with height-adjustable glides, offering 0.5" of adjustment, or with locking 2" casters. Both casters and glides come in black, and a black polyurethane cover conceals the feet attachment hardware for a clean, finished look.

Shipping & Assembly

Plantable Planters are shipped fully assembled.

Model Number

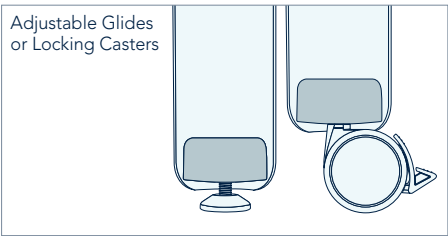
Example: PLPBFT.1436

Colors & Finishes

Metal Powdercoat	
P300 Black	std
P348 Designer White	std
P354 HM Medium Tone	std
P378 Sand	std
P387 HM Innertone Light	std
P406 Black Wrinkle	std
P431 Metallic Silver	std
P466 Champagne Metallic	std
P690 Aegean	std
P691 Red Rock	std
P692 Toasted Ivory	std
P693 Sangria	std
P694 Parsley	std
Other Base Finish	quote required

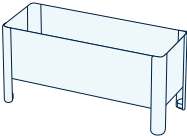
Base Foot Option

G	Adjustable Glides	std
C	Locking Casters	+ \$230

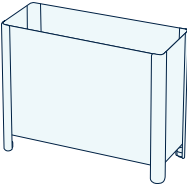




Free-Standing - Short	DIMENSIONS	MODEL NUMBER	LIST PRICE
	14D x 36W x 18H	PLPBFS.1436	\$1,763

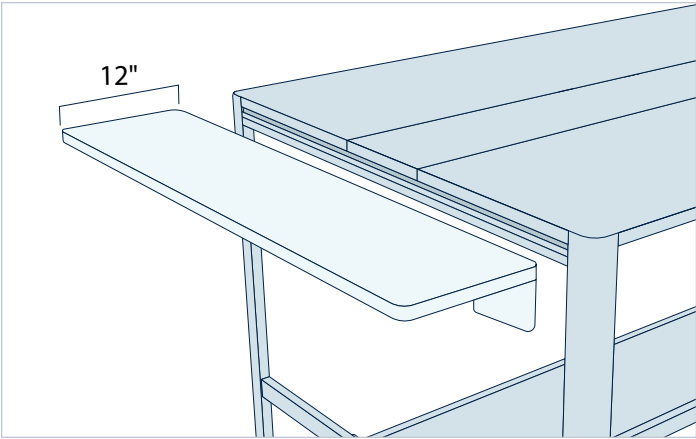


Free-Standing - Tall	DIMENSIONS	MODEL NUMBER	LIST PRICE
	14D x 36W x 29H	PLPBFT.1436	\$2,721





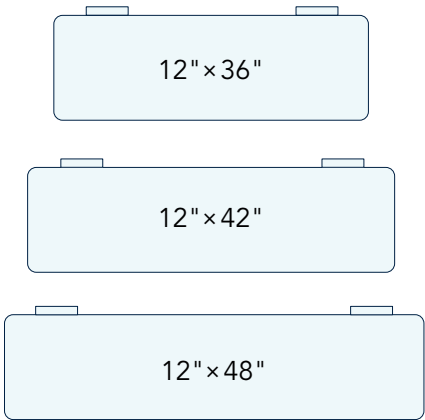
Hook-On Shelf



The Plantable Hook-On Shelf extends the workable space of the table. The shelf attaches to the hook-on rail on either end of Plantable Tables and Plantable Tables with Canopy.

The Hook-On Shelf features a powder-coated 11GA steel frame available in all Plantable base colors, and a laminate surface. It measures 12" deep and comes in widths matching all standard table depths.

Hook-On Shelf Sizes

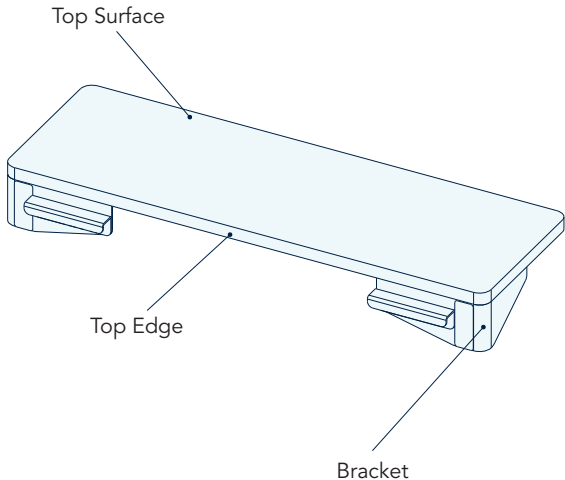


Plantable Hook-On Shelves are available in **12"D x 36"W**, and **12"D x 42"W**. The width of the Hook-On Shelves **must match the depth of the table** to properly attach to the accessory rail.

All Plantable Hook-On Shelves have rounded corners with a 1" radius.

48"W Hook-On Shelves are not compatible with Plantable Tables w/ Canopy

Hook-On Shelf Finish Selection

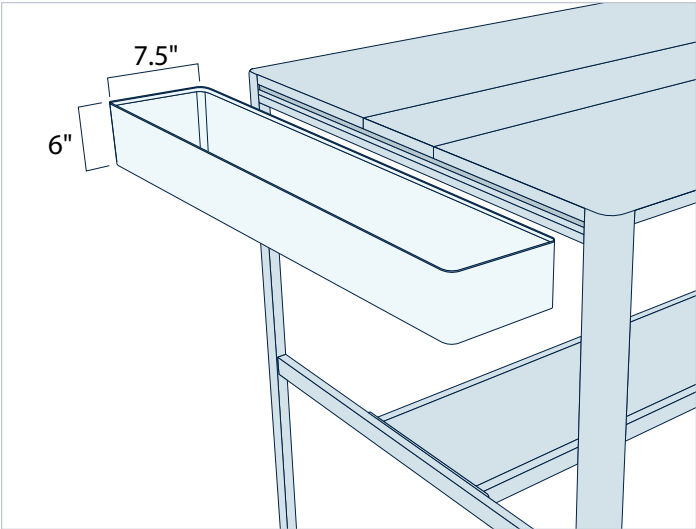


There are **three Hook-On Shelf components that require finish selections** - top surface, top edge, and bracket (see chart below).

Plantable Hook-On Shelf Finish Selection					
Finish Type	High-Pressure Laminate	Fenix*	Forbo Furniture Linoleum*	Metal Powdercoat	AB, EB, EB9 Edgeband
Top Surface Color:	●	●	●		
Top Surface Edgeband Color:					●
Bracket Color:				●	

*Quote Required

Hook-On Planter

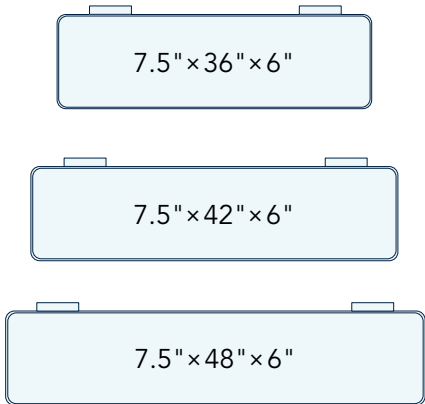


The Hook-On Planter adds additional planter space to the end of the table. The table attaches to the accessory rail on either end of Plantable Tables and Plantable Tables with Canopy.

The Hook-On Planter is made from powder-coated 16GA steel available in all Plantable base colors. Its interior is coated with a polyurea liner to resist water corrosion when using live plants. The planter measures 7.5" deep, 6" high, and is available in widths to match all standard table depths.

It is recommended to keep plants in their original containers.

Hook-On Planter Sizes

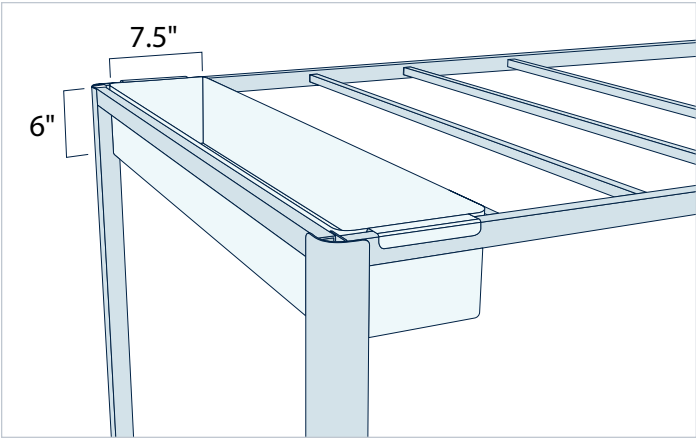


Plantable Hook-On Planters are available in **7.5"D x 36"W x 6"H** and **7.5"D x 42"W x 6"H**

The width of the Hook-On Planter **must match the depth of the table** to properly attach to the accessory rail.

48"W Hook-On Planters are not compatible with Plantable Tables w/ Canopy

Drop-In Canopy Planter

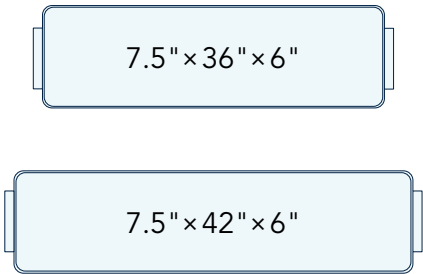


The Drop-In Canopy Planter adds additional planting space to one of the canopy bays in the Plantable Table with Canopy. It is suspended from the canopy rails and secured with brackets.

The Drop-In Canopy Planter is made from powder-coated 16GA steel available in all Plantable base colors. Its interior is coated with a polyurea liner to resist water corrosion when using live plants. The planter measures 7.5" deep, 6" high, and is available in widths to match all standard table depths.

It is recommended to keep plants in their original containers.

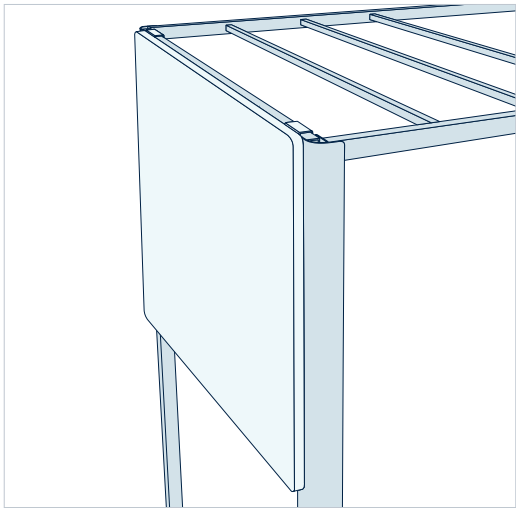
Drop-In Canopy Planter Sizes



Plantable Drop-In Canopy Planters are available in 7.5"D x 36"W x 6"H, and 7.5"D x 42"W x 6"H

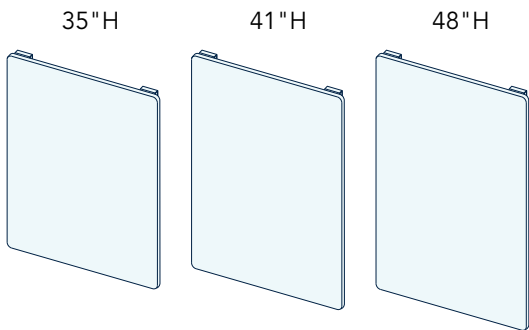
The width of the Drop-In Canopy Planter **must match the depth of the table** to properly attach to the canopy.

Hook-On Canopy Markerboard



The Hook-On Canopy Markerboard is made from 0.5" thick Baltic Birch with a writable laminate surface on both sides. It attaches to the canopy with two 11GA powder coated steel brackets. The edges are sealed with a Baltic Birch reveal.

Markerboard Sizes

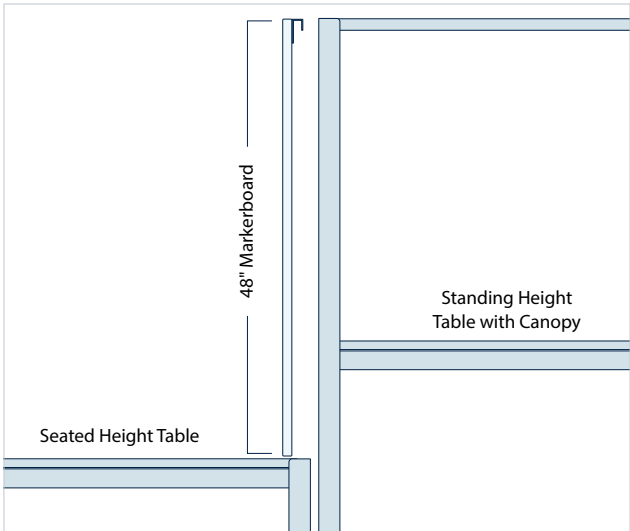


Hook-On Canopy Markerboard availability is as per table below:

Markerboard Sizes		
Dimensions	36"W	42"W
35"H	•	•
41"H	•	•
48"H	•	•

The width of the Hook-On Canopy Markerboard **must match the depth of the table** to properly attach to the canopy.

Markerboard as Table Divider

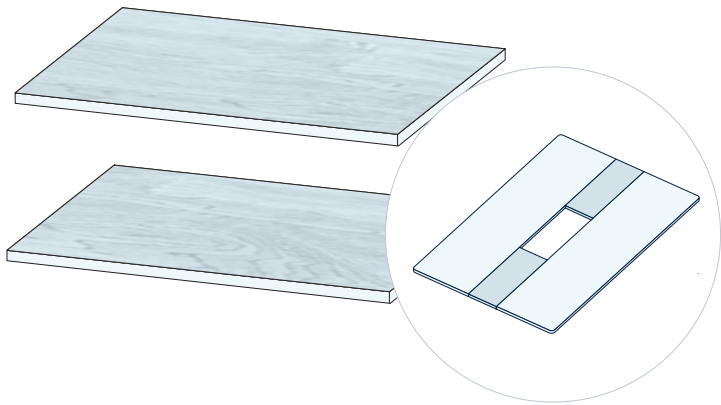


The Hook-On Canopy Markerboards are designed at specific heights to ensure that when a Plantable Table with Canopy is placed next to a Plantable Table, the markerboard aligns perfectly with the tabletop of the adjacent table.

See table below for compatibility.

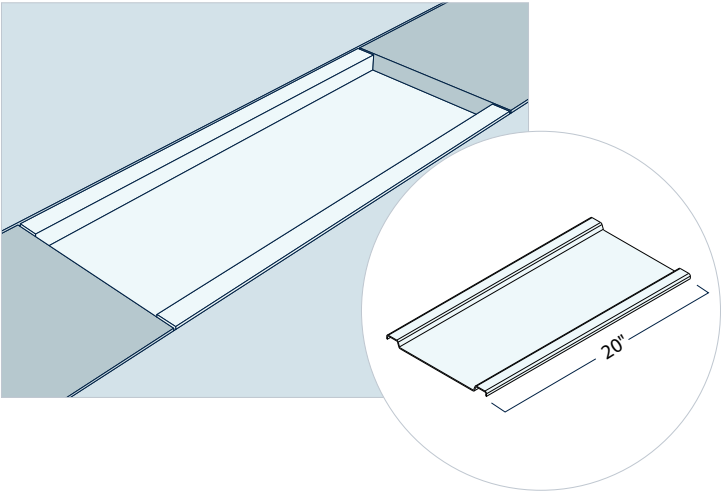
Markerboard Size Divider Compatibility	
Table Type	36" Counter Height or 42" Standing Height Table with Canopy
29" Seated Height Table	48"H Markerboard
36" Counter Height Table	41"H Markerboard
42" Standing Height Table	35"H Markerboard

Accessory Plank



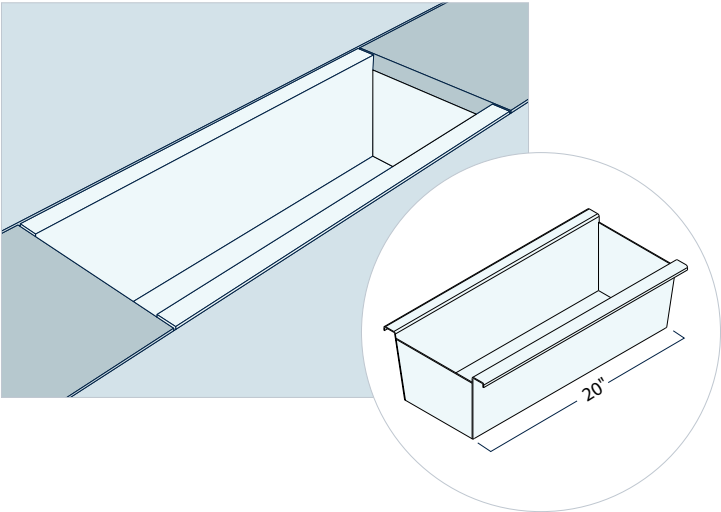
For existing tables with an accent plank, an accessory plank can be swapped in as a replacement. A Drop-In table accessory, such as a pen tray or planter, must also be ordered to complete the table. Planks are sold in sets of two and are sized to match the table they will be used with.

Drop-In Table Pen Tray



The **Drop-In Table Pen Tray** sits in the center of the table, supported by the table frame. Made from 14GA powder-coated steel and available in all Plantable base colors. The pen tray measures 20" wide, 10" deep, and .5" tall. Accessory Plank is required.

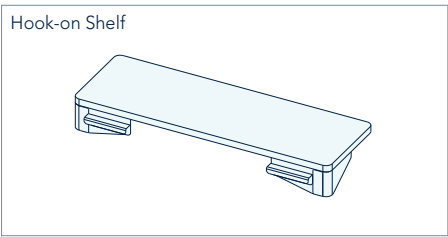
Drop-In Table Planter



The **Drop-In Table Planter** sits at the center of the table, supported by the table frame. Made from 14GA powder-coated steel and available in all Plantable base colors. Its interior is coated with a polyurea liner to resist water corrosion when using live plants. The planter measures 20" wide, 10" deep, and 6" tall. Accessory Plank is required. It is recommended to keep plants in their original containers.

Hook-On Shelf Colors & Finishes

Hook-on Shelf



Edge Finish

Standard Edge Color std
Non-Standard Edge Color quote required

Surface Finish

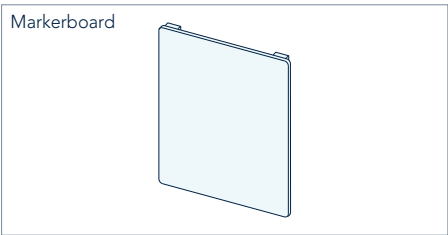
Group 1 Laminate std
Group 2 Laminate std
FENIX® Super Matte Laminate quote required
Forbo Furniture Linoleum quote required
Other Laminate/Material quote required

Bracket Finish

P300 Black std
P348 Designer White std
P354 HM Medium Tone std
P378 Sand std
P387 HM Innertone Light std
P406 Black Wrinkle std
P431 Metallic Silver std
P466 Champagne Metallic std
P690 Aegean std
P691 Red Rock std
P692 Toasted Ivory std
P693 Sangria std
P694 Parsley std
Other Base Finish quote required

Hook-On Canopy Markerboard Finishes

Markerboard

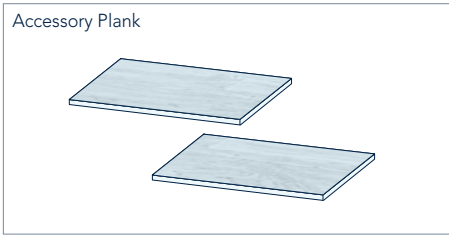


Surface Finish

L610 White Markerboard std
Other Finish quote required

Accessory Plank Finishes

Accessory Plank



Plank Edge Finish

Standard Edge Color std
Non-Standard Edge Color quote required

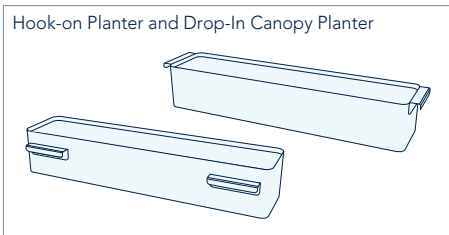
Plank Surface Finish

Group 1 Laminate std
Group 2 Laminate std
FENIX® Super Matte Laminate quote required
Forbo Furniture Linoleum quote required
Other Laminate/Material quote required

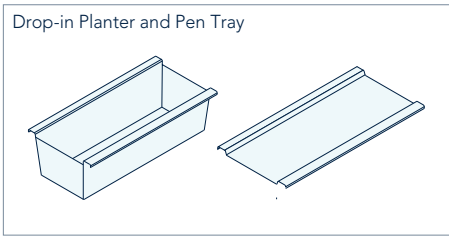
Planters & Pen Tray Colors

Accessory plank is required for the planter and pen tray

Hook-on Planter and Drop-In Canopy Planter



Drop-in Planter and Pen Tray



Metal Powdercoat

P300 Black std
P348 Designer White std
P354 HM Medium Tone std
P378 Sand std
P387 HM Innertone Light std
P406 Black Wrinkle std
P431 Metallic Silver std
P466 Champagne Metallic std
P690 Aegean std
P691 Red Rock std
P692 Toasted Ivory std
P693 Sangria std
P694 Parsley std
Other Base Finish quote required

PLANTABLE ACCESSORIES

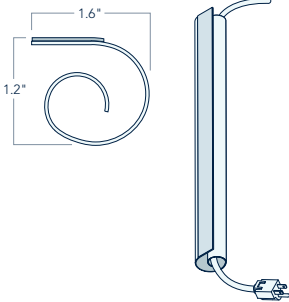
PRICING

Doodle Wire Manager, Wire Management Clips, M2XB, PET Power Shroud

SURFACEWORKS PRICING GUIDE

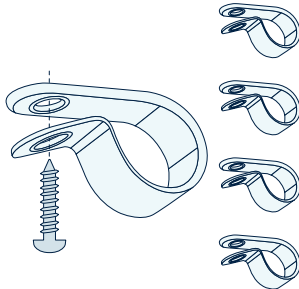
ORIGINAL LINES

W36
Doodle Spiral Wire Manager



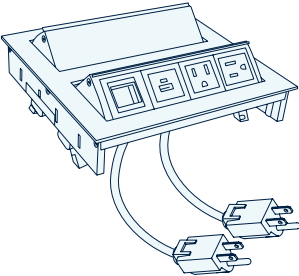
PRODUCT DESCRIPTION	LENGTH	COLOR	MODEL NUMBER	LIST PRICE
The W36 Doodle Spiral Wire Manager channels cables through a flexible, coil-like track, keeping them secure and neatly organized. It installs on table legs or other flat surfaces using the included double-sided foam tape. Available in 300 Black, 349 Dove Gray and 699 White, in pre-cut lengths of 18".	18"	300 Black	AXW.W36.18.300	\$54
	18"	349 Dove Gray	AXW.W36.18.349	\$54
	18"	699 White	AXW.W36.18.699	\$54

WC1
Wire Clips - Screw-On



PRODUCT DESCRIPTION	MODEL NUMBER	LIST PRICE
WC1 Screw-On Wire Clips provide for a stable and secure solution for under-surface wire management. Available in packs of five; screws included.	AXW.WC1	\$20

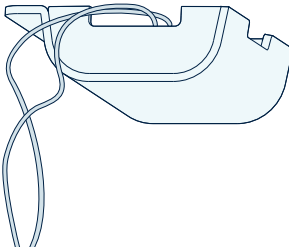
M2XB
Power/Data Unit



PRODUCT DESCRIPTION	CONFIGURATION	CONNECTIVITY	COLOR	MODEL NUMBER	LIST PRICE
M2XB, In-Surface Style: 8 Total Ports, Dual-Sided Flip-Up Size: 8.3" x 8" Finish: Matte Powder coat Universal Adapter Kit Included	Each Side: 2 Power	(2) 15 amp 120" Cords Straight Plugs	300 Black	PXB.42C2.B.300	\$1,606
	1 Open Data		499B Silver-Black Trim	PXB.42C2.B.499B	\$1,606
	1 USB A+C (charging)		699 White	PXB.42C2.B.699	\$1,606
	Each Side: 3 Power 1 Open Data		300 Black	PXB.62.B.300	\$1,240
			499B Silver-Black Trim	PXB.62.B.499B	\$1,240
			699 White	PXB.62.B.699	\$1,240

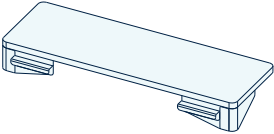
Additional configuration and color options are available; quote required.

PET Power Shroud

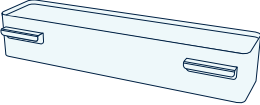


PRODUCT DESCRIPTION	SIZE	COLOR	MODEL NUMBER	LIST PRICE
The PET Power Shroud is designed to contain wires and conceal the underside of the M2XB power unit beneath the table. It is made from recycled PET material.	12Dx15.5Wx4.5H	Gray	AXW.PES.1	\$100

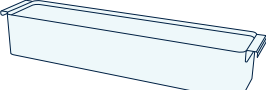


Hook-On Shelf 	DIMENSIONS	MODEL NUMBER	LIST PRICE
	36D x 12W	PLPAEH.3612	\$402
	42D x 12W	PLPAEH.4212	\$402
	48D x 12W	PLPAEH.4812	\$402


Shelf width must match your table depth to properly attach

Hook-On Planter 	DIMENSIONS	MODEL NUMBER	LIST PRICE
	7.5D x 36W x 6H	PLPAEP.3608	\$528
	7.5D x 42W x 6H	PLPAEP.4208	\$641
	7.5D x 48W x 6H	PLPAEP.4808	\$700

Planter width must match your table depth to properly attach

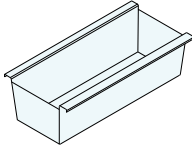
Drop-In Planter 	DIMENSIONS	MODEL NUMBER	LIST PRICE
	36D x 8W x 6H	PLPANP.3608	\$528
	42D x 8W x 6H	PLPANP.4208	\$641

Planter width must match your table depth to properly attach

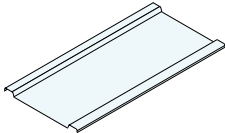
Markerboard 	DIMENSIONS	MODEL NUMBER	LIST PRICE
	36W x 35H	PLPAMR.3635	\$524
	36W x 41H	PLPAMR.3641	\$606
	36W x 48H	PLPAMR.3648	\$609
	42W x 35H	PLPAMR.4235	\$527
	42W x 41H	PLPAMR.4241	\$609
	42W x 48H	PLPAMR.4248	\$612

Markerboard width must match your table depth to properly attach

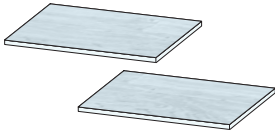


Drop-In Table Planter 	DIMENSIONS	MODEL NUMBER	LIST PRICE
	10D x 20W x 6H	PLPACP.1020	\$566

Only compatible with tables that have an accessory plank

Drop-In Table Pen Tray 	DIMENSIONS	MODEL NUMBER	LIST PRICE
	10D x 20W x .5H	PLPACT.1020	\$305

Only compatible with tables that have an accessory plank

Accent Plank 	PLANK DIMENSIONS	COMPATIBLE TABLE WIDTH	MODEL NUMBER	LIST PRICE
	72W	72W Tables	PLPAAP.072	\$398
	84W	84W Tables	PLPAAP.084	\$424
	96W	96W Tables	PLPAAP.096	\$466

*Dimensions reference your table size



SurfaceWorks Inc.
7821S. 10th Street | Oak Creek, WI 53154
www.surfaceworks.us

414.570.2677

