


A-SERIES URETHANE EDGE MODELS - Urethane profile is the same on all sides of the table top

Ideal when people are seated all around the table, such as for conference, meeting & hospitality spaces. A-Series urethane edge models are available in all 60 standard colors and custom-matched colors.


PURTECH

(matte finish)



PURWOOD

(woodgrain embossed finish)




Y-SERIES URETHANE EDGE MODELS - Urethane edge profile is on the user side of the table top, with thin, flat urethane continuing seamlessly on the remaining non-user sides.

Primarily used for training tables, Y-Series edge models allow for flush connections between tops when connected or placed side-by-side, and colors are not restricted as they are with F-Series models. Y-Series urethane edge models are available in all 60 standard colors and custom-matched colors.

PURTECH

(matte finish)




F-SERIES URETHANE EDGE MODELS - Urethane edge profile is on the user side only; non-user sides consist of EB edgeband.

Primarily for training tables and worksurfaces, this allows for flush connections between tops when connected or placed side-by-side, and the flexible mold process accommodates non-standard top lengths and some custom curved shapes. Standard colors for F-Series urethane edge models are generally restricted to those that are also available in EB edgeband (denoted by F), however you may specify a non-matching edgeband color.


PURTECH

(matte finish)



PURWOOD

(woodgrain embossed finish)



CUSTOM COLOR MATCHING:

Send us a color sample and we will create a matching urethane pigment mixture for your specific project. Call for a quote.


STANDARD URETHANE EDGE COLORS:

All urethane colors shown are available as standard with SurfaceWorks original product lines in both PURTech and PURWood edge models; use either color code when ordering. Due to manufacturing constraints, SurfaceWorks urethane edge colors may require an upcharge for use with izzy+ product group; please inquire.

				
■ F U004 Folkstone	■ F U006 Brownstone	■ F U007 Pepperdust	■ FZ U008 Graphite izzy+ U05 Otter	U009 Mississippi Mud
				
F U023 French Roast	■ F U026 Shaker Gray	U028 Otter	U035 Root Beer	F U043 Wall Street
				
■ F U048 Anchor Gray	U051 Kiwi	U059 Brown	■ F U064 Khaki Brown	U070 Tree Frog
				
U071 Tangerine	■ FZ U084 Black Walnut izzy+ U32 Beaver	F U089 Kodiak Brown	■ FZ U300 Black izzy+ U06 Black Bear	U313 Nutshell
				
■ F U320 Antique White	F U323 Atlantis	F U325 Cadet Blue	U326 Copper Canyon	U328 Periwinkle
				
U329 Sweet Maple	F U338 HM Cool Grey Neut.	F U343 HM Light Grey	U347 Moon Shadow	■ FZ U349 Dove Gray izzy+ U02 Wolf

Key: ■ Matching Group 1 Laminate available
 F Available in F-Series edge models (with matching EB edgeband)
 Z izzy+ color match

Colors shown are representations; please request actual material samples for maximum color fidelity.

STANDARD URETHANE EDGE COLORS (cont.):

F U352 HM Soft White


F U353 HM Light Tone

F U354 HM Medium Tone

■ F U359 Stone Cliff


U363 Iron Ore


F U372 Bullseye

F U376 Dolphin


U379 Quarry


F U382 HM Warm Grey Neut.

F U385 HM Slate Grey

F U386 HM Innertone

F U387 HM Innertone Light


U393 Tiger Lily


F U395 Jute

F U396 Charcoal

Z U504 Saxon Gray
izzy+ U04 Dolphin

Z U521 Parakeet
izzy+ U21 Parakeet

Z U522 Hippo
izzy+ U22 Hippo

Z U523 Oriole
izzy+ U23 Oriole

Z U525 Koala
izzy+ U25 Koala

Z U526 Kangaroo
izzy+ U26 Kangaroo


U638 Praline



U649 Bayou



U650 Blarney



U654 Daisy



U655 Grape



U664 Graham Cracker


Z U673 Blue Heron
izzy+ U13 Blue Heron

Z U675 Jay
izzy+ U14 Jay

Z U676 Geranium
izzy+ U24 Cardinal

Key: ■ Matching Group 1 Laminate available
F Available in F-Series edge models (with matching EB edgeband)
Z izzy+ color match

Colors shown are representations; please request actual material samples for maximum color fidelity.