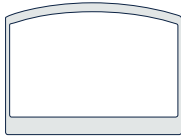
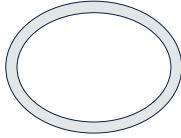
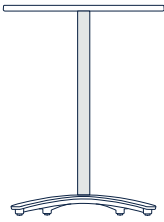
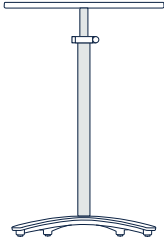
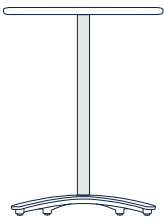
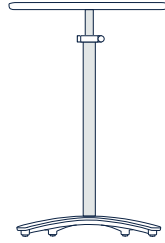
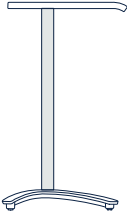
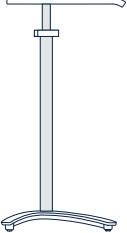
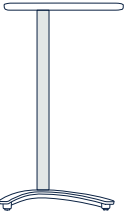
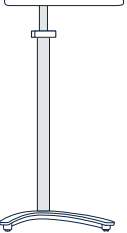


PENNY PERSONAL TABLE

Design by Joe Ricchio and Matt Duncan

Top Shape	 Rectangle		 Oval	
Adjustability	Fixed Height	Height Adjustable	Fixed Height	Height Adjustable
Front View				
Side View				
Dimensions	Depth 20" Width 15" Height 26" (glides) 27.75" (casters)	Depth 20" Width 15" Height 26"-36" (glides) 27.75"-37.75" (casters)	Depth 20" Width 15" Height 26" (glides) 27.75" (casters)	Depth 20" Width 15" Height 26"-36" (glides) 27.75"-37.75" (casters)
Model Number	T69F12FH	T69F12HA	T69F14FH	T69F14HA
List Price	750*	809*	750*	809*
Options	Casters +89 List			
*Set Up Charge	Set up charge of \$100 net will be applied to orders of less than 10 Penny tables. No set up charge for orders totalling 10 or more Penny tables with the same laminate.			

PENNY PERSONAL TABLE

Design by Joe Ricchio and Matt Duncan

Construction Frame Surface Casters	Aluminum base and vertical column. Model with height adjustable column available. Laminate w/ urethane edge: surface 3/4" thick; high pressure laminate on particleboard core; molded urethane edges Glides standard, casters available at an upcharge. Casters add 1-3/4" in overall height.									
Material & Color Selection	1. Product Category Table T 2. Product Line Penny 69 3. Base Style Leg Base F 4. Top Shape Rectangle 12 Oval 14 5. Adjustability Fixed Height FH Height Adjustable HA	6. Surface Material Solid Laminate Black LAS Dover White LBT Pearl LDM Folkstone LB4 Platinum LDQ Citadel LDA Graphite LDC Designer White L348 Classic Woodgrain Laminate Fusion Maple LTS Wild Cherry LXW Empire Mahogany LTW Montana Walnut LVK Classic Patterned Laminate Pewter Mesh LRC Grey Mesh LRP White Drops LWH Neutral Twill LNT Sarum Twill LSR				Evolving Woodgrain Laminate Smoky Brown Pear LCC White Ash LZ7 Weathered Ash LZ8 Natural Ash LZ9 Cherry Riftwood LCH Non-Standard Laminate LXX Call customer service for a quote. Specify manufacturer name and color/finish codes. Additional up-charge and extended lead times may apply.			7. Urethane Edge Colors Wolf U02 Dolphin U04 Otter U05 Black Bear U06 Hippo U22 Koala U25 Kangaroo U26 Beaver U32 Cardinal U24 Blue Heron U13 Jay U14 Parakeet U21 Oriole U23 8. Frame Paint Colors Silver P06 White P07 Alloy P11 9. Options Casters CS	
Item Number Structure	Example: <div style="display: flex; justify-content: space-around; align-items: center;"> 1 2 3 4 5 6 7 8 9 </div> <div style="display: flex; justify-content: space-around; align-items: center; margin-top: 5px;"> T 69 F 12 FH LBT U04 P06 CS </div> <p>Item #: T69F12FH LBT U04 P06 CS Description: Penny Personal Table, Rectangle Shape, Fixed Height, LBT Dover White Laminate, U04 Dolphin Edge, P06 Silver Frame, with Casters</p>									