


Surface Works®  
**QUICKWork555**

**5** edge colors, **5** laminates, **5** working days



## WORKSURFACES

Our most popular shapes and sizes.  
Combine shapes to configure the  
ultimate work top.



**Rectangle**



**Corner-Straight**



**Corner-Curved**



**D-Shape**



**Extended Corner**

*(Left or Right configurations)*

Surface Works®

# QUICKWork555

**5** edge colors, **5** laminates, **5** working days

QUICKWorks is a rapid ship program featuring a selection of our most popular performance tables, worksurfaces and training tables.

All acknowledged orders will ship within five working days.

### NO MATERIAL SHORT-CUTS.

All products utilize the same high quality materials you have come to expect from SurfaceWorks.

### OPTIONS.

QUICKWorks offers our most popular tables and worksurface sizes. Mix and match edge colors with laminate colors.

## TABLES

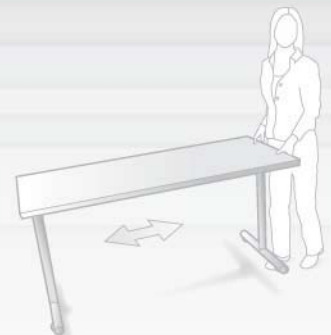
Base colors are offered in black.



*Shown with 152 Ranier Cherry laminate and 152 Ranier Cherry edge.*


### Zume Table

Features built-in casters for easy movement, allowing just one individual to reconfigure a room.



## LAMINATE COLORS

Choose from five laminates and five edge colors used in any combination.



203 Midnight Rain



004 Folkstone



201 Cool Rain




153 Sugar Maple



152 Ranier Cherry

## EDGE COLORS


All edges are square corner flat vinyl.



300 Black



004 Folkstone



007 Pepperdust



153 Sugar Maple



152 Ranier Cherry

*Note: Laminate and Edge colors have been reproduced as accurately as the printing process will allow. Actual samples available upon request.*



*Shown with 203 Midnight Rain laminate and 300 Black edge.*



*Shown with 201 Cool Rain laminate and 007 Pepperdust edge.*

### Elements Table


Our best selling training table featuring 14-gauge steel bases with steel end caps.

### Extol Tables

Our most popular performance table featuring 14-gauge steel bases with steel end caps. Available in Square or Round top.



*Shown with 153 Sugar Maple laminate and 300 Black edge.*



SQUARE CORNER FLAT VINYL



PERFORMANCE TABLES



TRAINING TABLES



WORKSURFACES



TODAY'S SOLUTIONS  
FUTURE FOCUSED