



SurfaceWorks®
QUICKWORKS™
5 edge colors, 5 laminates, 5 working days



QUICKWorks™ is a rapid ship program featuring a selection of our most popular performance tables, worksurfaces and training tables.

All acknowledged orders will ship within five working days.

NO MATERIAL SHORT-CUTS. All products utilize the same high quality materials you have come to expect from *SurfaceWorks*.

OPTIONS.

QUICKWorks offers our most popular tables and worksurface sizes. Mix and match edge colors with laminate colors.

SurfaceWorks®

WORKSURFACES

Our most popular shapes and sizes. Combine shapes to configure the perfect work space. Grommets are included to accommodate your wire management needs.



Rectangle



Corner-Straight



Corner-Curved



D-Shape



Extended Corner

(Left or Right configurations)



Medley provides straight-on nesting.



Shown with Sugar Maple laminate and edge.



Shown with Rainier Cherry laminate and edge.

Medley Flip-Top Training Table

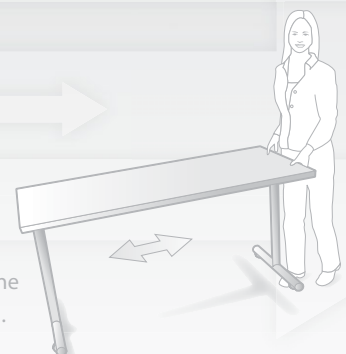
The Medley table features one-handed activation of its fliptop mechanism. The unique leg design allows for space saving straight-on nesting.



One-handed flipping mechanism.

Zume Table

Features built-in casters for easy movement, allowing just one individual to reconfigure a room.



LAMINATE COLORS

Choose from five laminates and five edge colors, used in any combination.



203 Midnight Rain



004 Folkstone



201 Cool Rain



153 Sugar Maple





152 Rainier Cherry

EDGE COLORS

Choose from five edge colors and five laminates, used in any combination.


All edges are P3 square corner flat vinyl.



300 Black




004 Folkstone



007 Pepperdust



153 Sugar Maple



152 Rainier Cherry

Note: Laminate and Edge colors have been reproduced as accurately as the printing process will allow. Actual samples available upon request.

TABLES

Table bases are offered in Black (Medley is offered in Metallic Silver).

Training tables include grommets to accommodate your wire management needs.



Shown with Midnight Rain laminate and Black edge.



Shown with Folkstone laminate and edge.



Shown with 153 Sugar Maple laminate and 300 Black edge.

Elements Table

Our best selling training table featuring 14-gauge steel bases with steel end caps.

Extol Tables

Our most popular performance table featuring 14-gauge steel bases with steel end caps. Available in Square or Round.



SQUARE CORNER P3 VINYL EDGE



PERFORMANCE TABLES



TRAINING TABLES



WORKSURFACES



The "USGBC Member Logo" is a trademark owned by the U.S. Green Building Council and is used by permission.

SurfaceWorks®

TODAY'S SOLUTIONS
FUTURE FOCUSED